

Global Impact Bond Landscape

Monthly Snapshot: June 2021

New total: 209 Impact Bonds Worldwide

The Impact Bond Dataset has data for two new projects.

- INDIGO-POJ-0210: Solidarités nouvelles face au chômage CIS (New solidarity in the face of unemployment - Social Impact Bond) - France.
- INDIGO-POJ-0211: CREO - Crecemos con empleo y oportunidades (We grow with employment and opportunities) - Colombia.

We updated investment figures for:

- INDIGO-POJ-0117: Positive Families Partnership - United Kingdom.

Global Impact Bond Landscape

Monthly Snapshot: June 2021

New total: 209 Impact Bonds Worldwide

Capital Raised: > USD 475 million
Median: USD 1,273,719

- Calculations are based on the variable "Total Investment Commitment - Exact Amount in USD".
- When projects have minimum and maximum values (instead of exact amount of investment commitment), we include minimum values in the overall sum.
- This figure is based on available data from 179 projects.

Service users: > 848,293
Median: 404 service users

29 projects have data on actual number of service users, 150 projects have data on target number of service users and 30 projects do not have data on service users.

Global Impact Bond Landscape

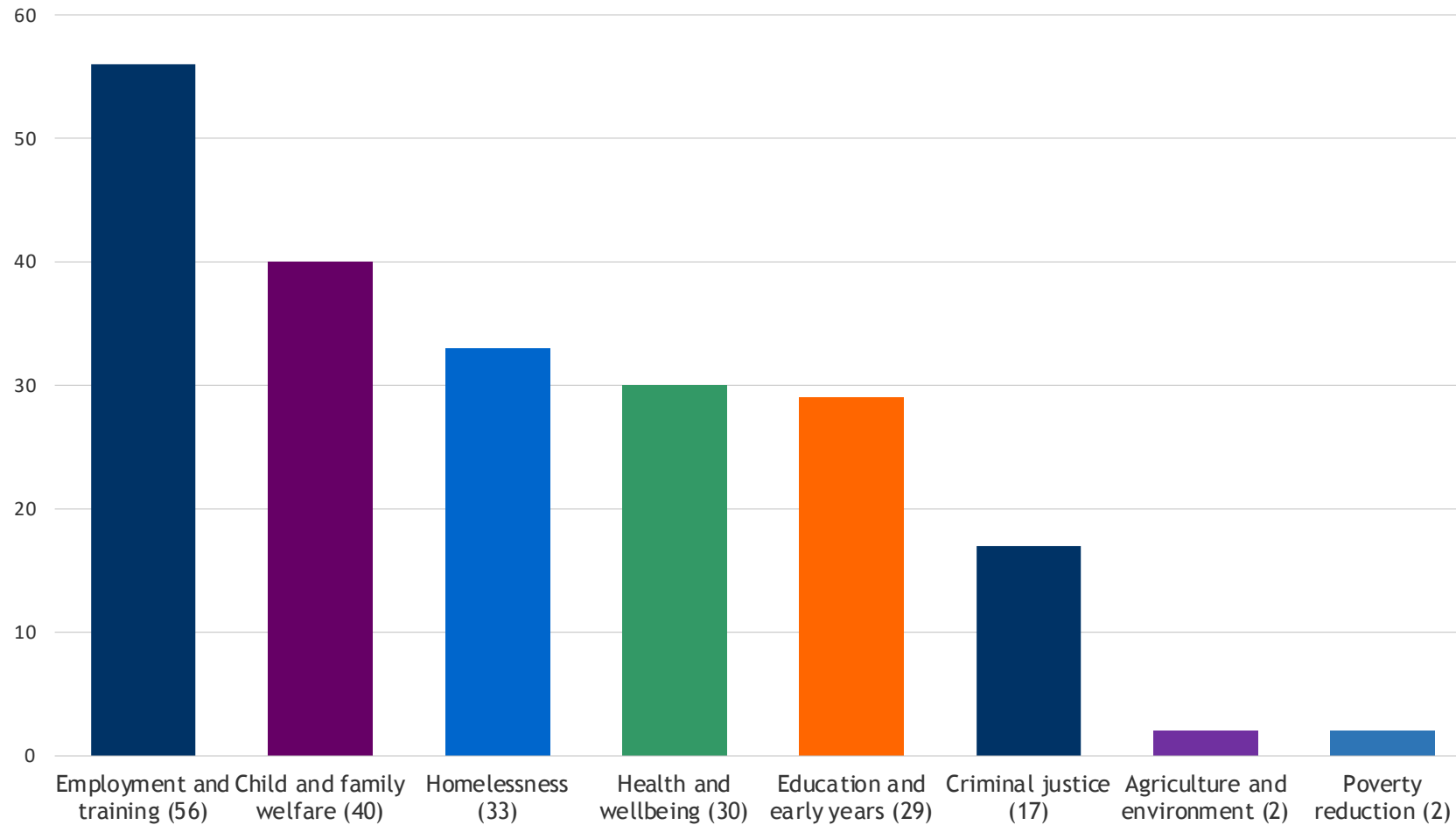
Monthly Snapshot: June 2021

- Completed: 41 Impact Bonds
 - Implementation: 167 Impact Bonds
 - Contracted: 1 Impact Bond
- Average service delivery duration: 50 months (4.2 years)
 - This figure is based on available data from 205 projects

Source: GO Lab INDIGO Impact Bond Dataset, 07 June 2021

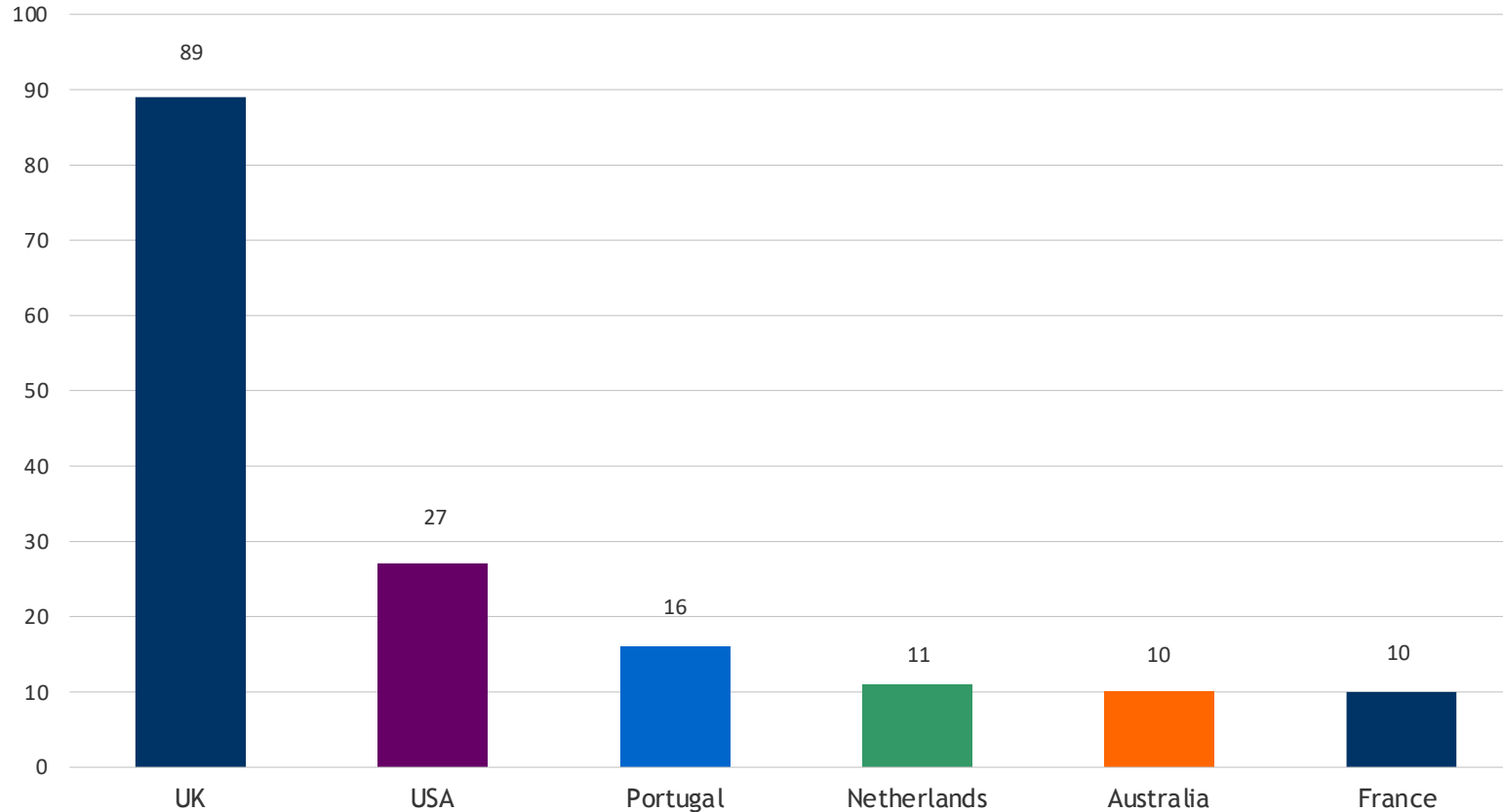
<https://golab.bsg.ox.ac.uk/knowledge-bank/indigo-data-and-visualisation/impact-bond-dataset-v2/>

Global Impact Bonds by Policy Area



N = 209 Impact Bonds

Leading Impact Bond Countries (by number of Impact Bonds)



n = 163 Impact Bonds

From 209 impact bond projects around the world, 163 projects are located in six leading countries: UK, USA, Portugal, Netherlands, Australia and France.

Impact Bond Landscape in the UK

Monthly Snapshot: June 2021

UK Total: 89 Impact Bonds

Capital raised: > £ 72.5 million
Median: £ 762,500

- Calculations are based on the variable "Total Investment Commitment - Exact amount in relevant currency".
- When projects have minimum and maximum values (instead of exact amount of investment commitment), we include minimum values in the overall sum.
- This figure is based on available data from 74 projects.

Service users: 102,330 +
Median: 402 service users

22 projects reported data on actual number of engaged service users, 58 projects reported data of target number of engaged service users and 9 projects did not report data on service users.

Source: GO Lab INDIGO Impact Bond Dataset, 07 June 2021

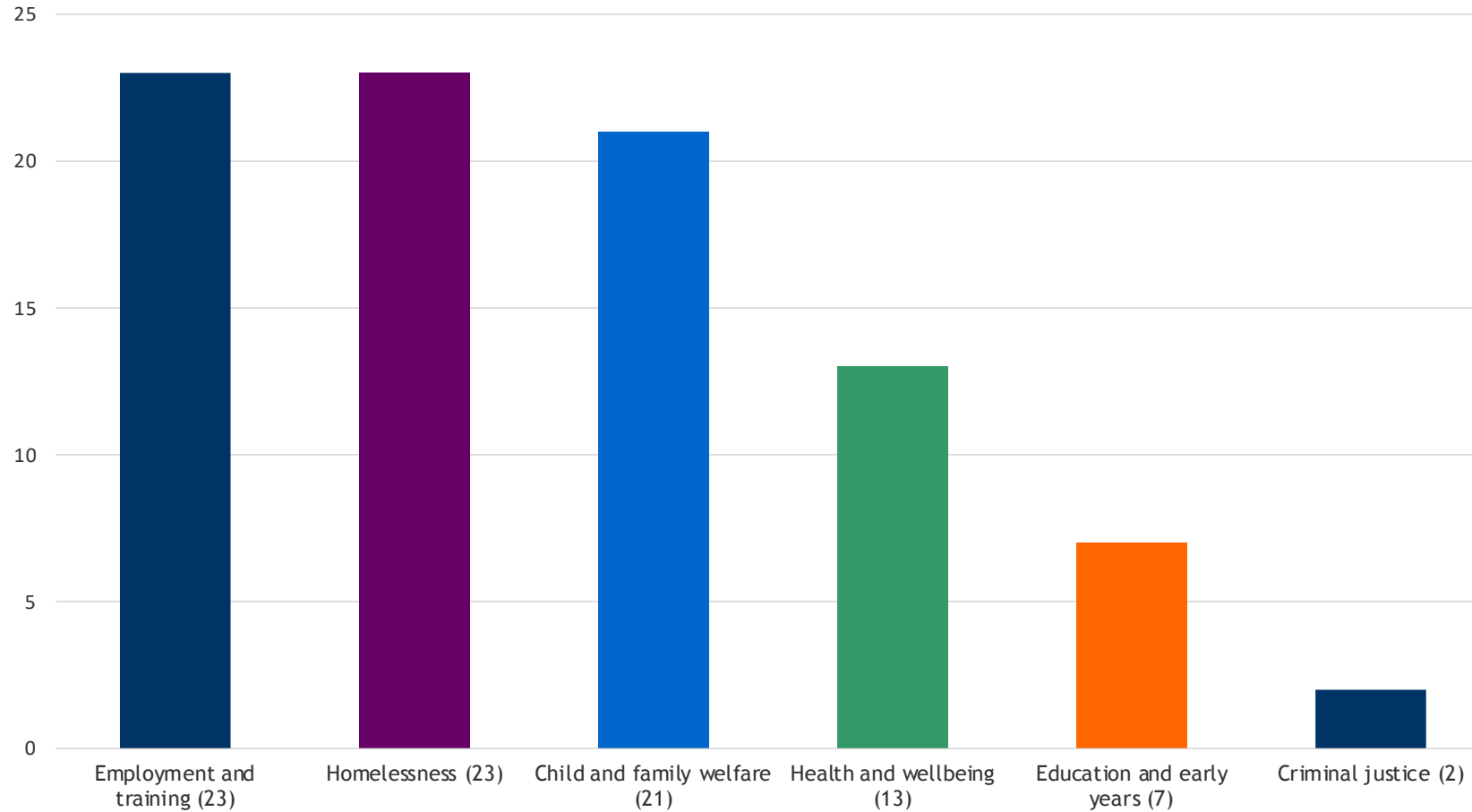
<https://golab.bsg.ox.ac.uk/knowledge-bank/indigo-data-and-visualisation/impact-bond-dataset-v2/>

Impact Bond Landscape in the UK

Monthly Snapshot: June 2021

- Completed: 30 SIBs
 - Implementation: 59 SIBs
-
- Average duration: 52.1 months (4.3 years)
 - This figure is based on available data from 87 projects

UK Impact Bonds by Policy Area



N = 89 Impact Bonds

Notes

- All figures are compiled following a transition to the [INDIGO](#) database system. Please read our new [Dictionary of Data Definitions](#), have a look at the open-source code on our [GitHub site](#) and/or leave us feedback [here](#).
- **Service users:** The number of service users is a combination of two values. Completed projects have data on the actual number of service users and ongoing projects have data on target number of service users. If we have data on actual numbers, we will use them. If the project only has data for targets, we will use target numbers. This calculation is based on the variables "Service and beneficiaries - Targeted number of unique service users or beneficiaries" and "Service and beneficiaries - Actual number of unique service users or beneficiaries". In future we propose to report on these figures separately.
- **Capital Raised:** The final figure of Capital Raised is based on the variables "Total Investment Commitment - Exact Amount in USD" (for the global landscape) and "Total Investment Commitment - Exact Amount in relevant currency" (for the UK landscape). This figure is calculated using only data that are publicly available.