



INDIGO Impact Bond Insights

Edition 5: October 2023



GOVERNMENT
OUTCOMES
LAB

This report is part of the Government Outcomes Lab (GO Lab)-supported International Network for Data on Impact and Government Outcomes (INDIGO). The report aims to reflect the key statistics of the Impact Bond Dataset. We acknowledge that our data may be inaccurate, incomplete, inconsistent, and/or not current for various reasons: INDIGO is a collaborative and iterative initiative that mostly relies on projects all over the world volunteering to share their data. In case of missing, incorrect or inaccurate data, please get in touch with us and our team will immediately rectify our dataset.

Please cite this report as follows:

Outes Velarde, J., Chauhan, M., Grennan, E., Nagarajan, S. & Paul, O. (2023) INDIGO Impact Bond Insights Report - Fifth edition, Government Outcomes Lab, University of Oxford, Blavatnik School of Government.

DOI: https://doi.org/10.35489/BSG-GOLAB-RI_2023/002

Publication date: October 2023



This work is licensed under a [Creative Commons Attribution 4.0 International License](https://creativecommons.org/licenses/by/4.0/). This license allows users to distribute, remix, adapt, and build upon the material in any medium or format for non-commercial purposes only, and only so long as attribution is given to the creators.

Contents

Glossary of key terms	4
Executive summary.....	7
Introduction	8
Global landscape	10
What is new in our impact bond dataset?	16
International impact bonds.....	18
Showing achievements so far: The Skill Mill impact bond project	28
The Skill Mill impact bond project	28
What do we mean by performance?.....	29
Figure 8. Skill Mill outcome achievements up to June 2023	31
Figure 9. Skill Mill outcome payments up to June 2023 (all outcome payment plans and actual payments).....	34
Conclusions and future analysis	39
QR codes to our Impact Bond Dataset and other INDIGO tools and datasets.....	40
Annex.....	41

Glossary of key terms

Social impact bond

According to the [INDIGO Data Dictionary](#), a social impact bond is defined as a contractual relationship that includes two core factors:

- Payment for social or environmental outcomes achieved, and
- Up-front repayable finance provided by a third party, the repayment of which is (at least partially) conditional on achieving specified outcomes.

Each impact bond project that begins work under a new contract, with a new target cohort, a distinct geography, and/or with a later start date is counted separately.

International impact bond

This is an impact bond project where at least one of the outcome payers is located in a different country from the service delivery. Examples of this type of project include the [Quality Education India](#) project, [Educate Girls](#), [In their Hands](#), or the [Refugee Impact Bond](#) in Jordan¹.

Outcome payer

This is the organisation that pays for the outcomes in an impact bond. Outcome payers are often referred to as commissioners. One impact bond project can have more than one outcome payer. For instance, in the [Pyramid Project](#), the outcome payers are the Department for Culture, Media and Sport (DCMS) and five local authorities: Telford & Wrekin Council, Worcestershire County Council, City of Wolverhampton Council, Staffordshire County Council and Dudley Council. In [Educate Girls](#), the outcome payer is the Children's Investment Fund Foundation.

¹ It is helpful to recall the difference between international impact bonds and development impact bonds (DIBs). At the Government Outcomes Lab, we understand development impact bonds as "Impact bonds in which the outcome payer is an external donor - an aid agency of a government or multilateral agency, or a philanthropic organisation" (GO Lab Introduction to social impact bonds). However, there was some uncertainty around the different classifications of impact bonds. In some organisations, the main difference between social impact bonds and development impact bonds seemed to be the type of organisation that was paying for social outcomes. In this report, we use a geographical criterion and identify as international impact bond any impact bond project where at least one of the outcome payers is located in a different country from the service delivery (regardless of the type of organisation).

Social investor

This is an investor seeking social impact in addition to financial return. Social investors can be individuals, institutional investors, dedicated social investment funds or philanthropic foundations, who invest through their endowment. One impact bond project can receive investments from various social investors.

In the West Bank and Gaza Youth Employment project ([Finance for Jobs](#)), the investors were the European Bank for Reconstruction and Development (EBRD), Palestine Investment Fund, FMO (The Netherlands Development Finance Corporation) and Semilla de Olivo (Chilean-Palestinian Diaspora Investment Fund).

Service provider

Also known as a service delivery organisation, service providers are the entity(ies) responsible for delivering the intervention to participants. Providers work in collaboration with the outcome payer(s) and the investor(s) to make the impact bond work. A provider can be a private sector organisation, social enterprise, charity, NGO or any other legal form. For example, in the [Skill Mill project](#), the social enterprise Skill Mill is the service provider.

Intermediary organisation

Impact bonds are often supported by experts that provide specific advice. These are typically all referred to as intermediaries, but encompass at least four quite different roles:

- A consultant who supports the commissioner to develop a business case for the project that secures internal and external approval to proceed to procure and implement the new service.
- A social investment fund manager who manages a fund on behalf of social investors and manages the project alongside commissioners. Big Issue Invest and Bridges Fund Management are examples of fund managers working in the UK ecosystem.
- A performance management expert works together with providers, reporting the performance of the impact bond and providing an independent source of information and scrutiny to investors and the commissioner. This might be required if there is a perceived conflict of interest in the provider measuring and reporting on their own performance, or if the provider lacks the capabilities to deliver the standard of reporting required by stakeholders.
- A special purpose vehicle which brings together other parties in a contractual relationship and holds the contract directly with the commissioner.

Outcomes fund

An outcomes fund is an approach that enables several outcomes-based contracts to be grouped in a portfolio to be developed and supported in parallel (or in close succession). Outcomes funds signal a commitment to pay for social outcomes, rather than input or activities. Examples of outcomes funds include the [Life Chances Fund](#) in the UK, the [Brabant Outcomes Fund](#) in the Netherlands and the [SIPPRA Outcomes Fund](#) (Social Impact Partnerships to Pay for Results Act) in the US. Most outcomes funds have three defining characteristics:

- 1) Dedicated funding to pay for social outcomes;
- 2) Intention to issue multiple separate outcomes-based contracts;
- 3) Open to the involvement of impact investment.

Executive summary

The International Network on Data for Impact and Government Outcomes - INDIGO - is a data and learning collaborative where different organisations share their data on a voluntary basis with the aim of creating a series of open data assets and advancing our understanding of outcomes-based contracting. The [Impact Bond Dataset](#) and the [Pipeline dataset](#) are examples of this collaborative approach. Every six months, we take stock of the new data on projects or upcoming projects and offer a snapshot of the landscape of impact bonds across the world².

The first section describes the distribution of impact bond projects across countries and regions. A series of data visualisations explore which countries are leading the way on a number of dimensions of scale, including number of projects, number of targeted or actual service users, and how much upfront capital they raised. In addition, this section provides a description of the new additions to our datasets since January 2023 and a recap of the international impact bonds (those projects where at least one outcome funder is a foreign organisation).

The second section provides an overview of the new data visualisations that were published in September 2023. As part of the [Life Chances Fund](#) transparency agenda, we are working alongside the delivery partnership and the impact bond projects to release interim data on outcome achievements and outcome payments³. This second section presents two prototype data visualisations for the Skill Mill project and the project's interpretation of their performance data. We hope that this 'sneak peek' will create excitement and enthusiasm to start a broader discussion around the best metrics and standards to represent the successes and difficulties that these projects are experiencing.

This report uses data as of 09 October 2023. The Impact Bond Dataset is open to any policymaker, researcher or data enthusiast who is interested in impact bonds; and it can be downloaded [here](#).

² The Impact Bond Dataset is evolving and growing in response to the adoption of impact bonds and the evolution of the model. This means that we are regularly adding new projects and updating our approach to describing key project characteristics. Previous editions of this report can be found in the [GO Lab Resource Library](#). In addition, we discuss our data definitions and standards in our quarterly [INDIGO peer learning sessions](#). Practitioners, policy makers, researchers and data enthusiasts are all invited to be part of our learning group.

³ The Government Outcomes Lab is the official evaluator for the Life Chances Fund projects. More information on the GO Lab's work with the Life Chances Fund can be found [here](#).

Introduction

The International Network on Data for Impact and Government Outcomes (INDIGO) is a data and learning collaborative hosting open data assets around outcomes-based contracting, cross-sector collaboration and public service improvement. We believe that offering better data to the community of practitioners and policymakers will help them generate better insights, and those insights will be translated into more effective programmes and interventions.

The INDIGO platform offers a series of datasets and tools. For this edition of the report, we are delighted to introduce the [joined-up public services evidence navigator](#)⁴. This new tool explores 25 years of central government attempts to join up local public services in England. By leveraging this dataset, we hope that users can identify new avenues to enhance local capacity and deliver improved public services. This dataset is now part of a larger collection of tools that the INDIGO initiative offers to practitioners and policymakers working to design better policies for better social outcomes.

The flagship INDIGO dataset is the [Impact Bond Dataset](#), which collects data on impact bond projects from all over the world. It is the result of a collaborative process where various actors and organisations involved in impact bonds share their data with the INDIGO initiative. Due to the collaborative process that underpins our dataset, data may be incomplete, inaccurate or missing. We rely on the community of stakeholders to stay up to date with the latest developments in the market. If you know of an impact bond project that is missing, think that some of our data is incorrect, or spot a mistake, please get in touch with us using this [web form](#).

This is the fifth in a series of biannual insights reports on the adoption of impact bond models globally. For this edition, we present a special section with data visualisations on interim performance of [The Skill Mill](#), an ongoing impact bond project delivering services in multiple locations in England. We hope that this ‘sneak peek’ will create an appetite to discuss the best metrics and standards to represent the achievements of impact bond projects.

The analysis in this report draws on the Impact Bond Dataset as of 09 October 2023. As we are constantly updating our dataset, we would recommend that you check the latest figures on the Impact Bond Dataset site. For those with a deep interest in this landscape, we suggest taking a thorough look at our network maps and data visualisations. Using the INDIGO platform’s filters enables users to get a clear image of the impact bond landscape in particular countries or regions.

⁴ The data behind this tool was collected as part of a research project conducted by Michael Gibson, Felix-Anselm van Lier and Eleanor Carter. For a more detailed understanding of the methodology in compiling the data, we invite readers to explore the academic paper [here](#).

Moreover, we produce monthly snapshots of this dataset with a focus on the evolution of the investment and service user engagement figures. These snapshots are shared every month as a news piece in the [GO Lab website](#).

Global landscape

As of October 09 2023, the Impact Bond Dataset identifies 283 impact bond projects across the world. There are 175 impact bonds in Europe, 37 in North America, 32 in Asia, 18 in Oceania, 13 in Africa and 8 in South America.

Map 1. Impact bonds' delivery locations across the world



Source: INDIGO Impact Bond Dataset (October 2023), Government Outcomes Lab

Map 2. Choropleth map: impact bond projects per country



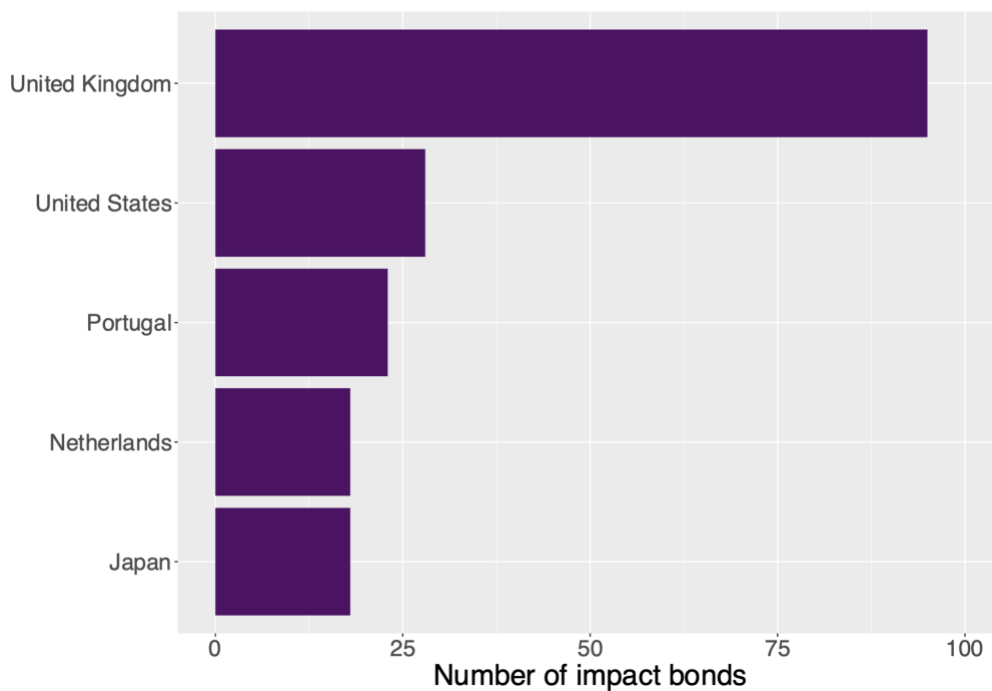
Source: INDIGO Impact Bond Dataset (October 2023), Government Outcomes Lab. Darker shading indicates a larger number of impact bond projects in that country. For more details, please see the interactive map [here](#).

There are two maps to understand the distribution of projects across geographies. Map 1 has a pin in every location where an impact bond project is delivering a service. Given that one impact bond project can provide services in multiple locations, there are more pins than the number of projects. Map 2 is a choropleth map where darker shading indicates a larger number of impact bond projects. Both maps show that impact bond projects tend to be concentrated in Europe and North America. An interactive version of both maps can be found [here](#)⁵.

As of October 2023, eight countries have developed 10 or more projects. The United Kingdom has developed 95 impact bonds, the United States has 28, Portugal has 23, Japan has 18, The Netherlands has 18, Australia has 15, Denmark has 10 and France has 10 projects.

The list of leading countries can vary if we adopt different criteria. For instance, the list of countries that received the highest third-party investment for impact bonds is different to the list of countries whose impact bonds have engaged with the highest number of service users. Figures 1, 2 and 3 present the list of countries with the highest number of projects, most upfront investment and most service user engagement, respectively.

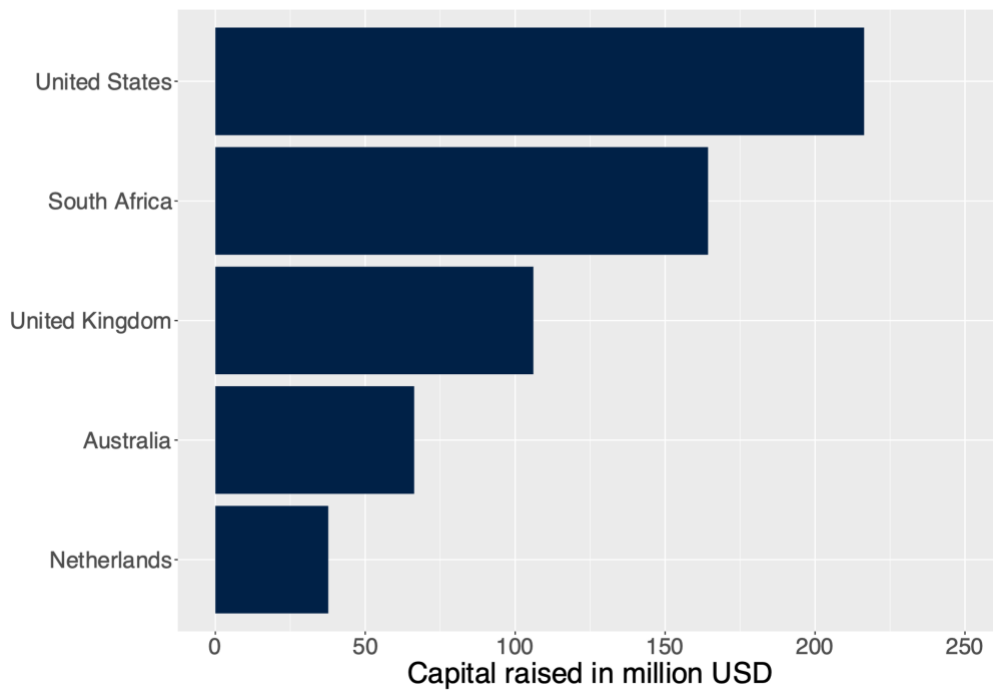
Figure 1. Leading countries by number of impact bond projects



Source: INDIGO Impact Bond Dataset (October 2023), Government Outcomes Lab

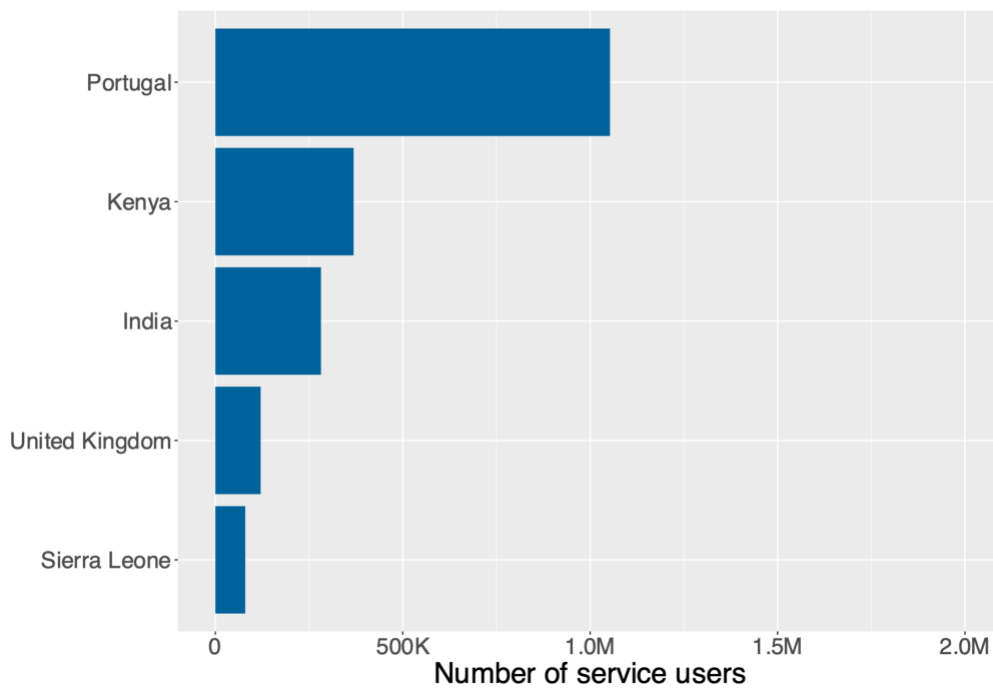
⁵ In the [interactive version of Map 1](#), users can zoom in and out to see where projects are delivering services. In the [interactive version of Map 2](#), users can hover over different countries and see how many projects a country has.

Figure 2. Leading countries by capital raised in USD million



Source: INDIGO Impact Bond Dataset (October 2023), Government Outcomes Lab

Figure 3. Leading countries by number of service users engaging with impact bond projects

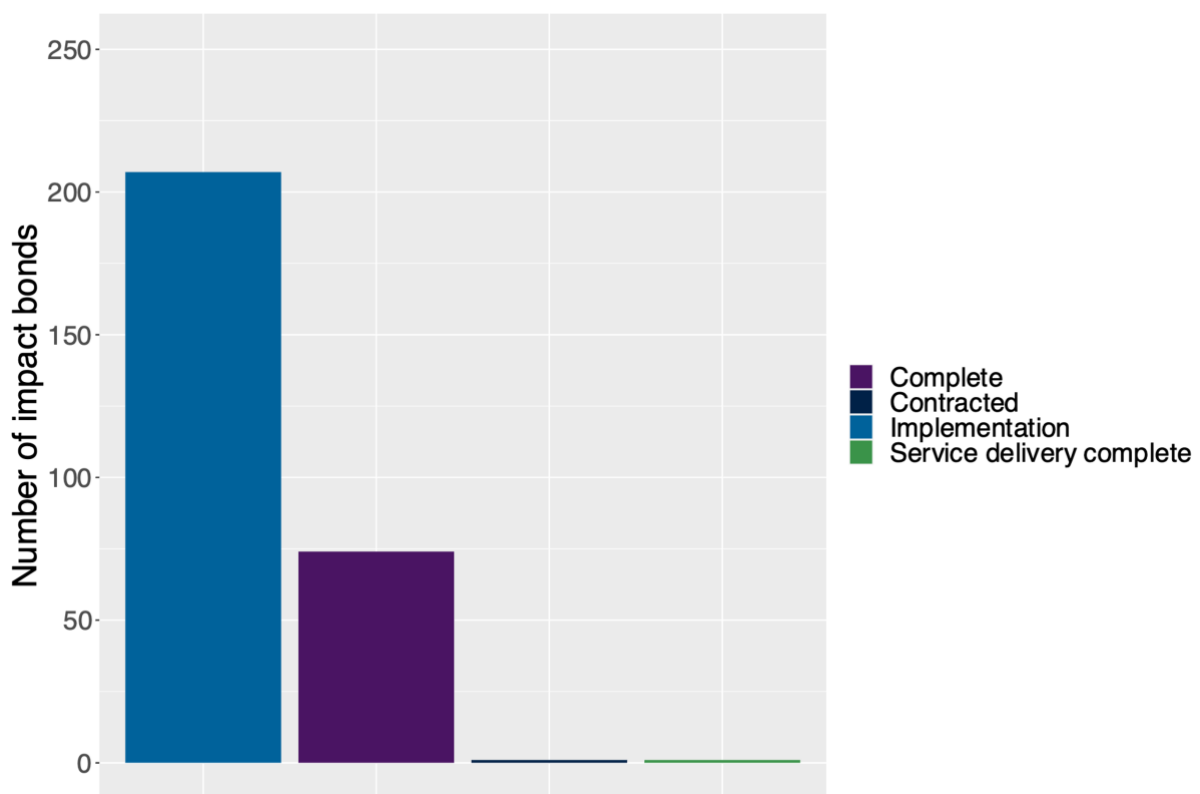


Source: INDIGO Impact Bond Dataset (October 2023), Government Outcomes Lab

Some countries have moved upwards or downwards in these lists. The list of countries in Figures 1 and 2 has not changed since the last edition of this report. The United Kingdom is the country with the highest number of projects (95), followed by the United States (28) and Portugal (23). The United States is the country that has raised the highest amount of upfront capital with more than 200 million USD, followed by South Africa and the United Kingdom. Although South Africa has 4 impact bond projects, the Wildlife Conservation Impact Bond has significantly increased the amount of third-party investment raised within this country.

The list of countries in Figure 3 has changed, with Kenya having more engaged service users than India. This change is due to the relabelling of the ‘In their hands’ project as a complete project and reporting the actual number of users engaged with the programme (instead of target number of service users, as projects under implementation usually report). Given that the number of engaged users was higher than the number of target service users, ‘In their hands’ accounts for more engaged service users in Kenya.

Figure 4. Stage of development of impact bond projects



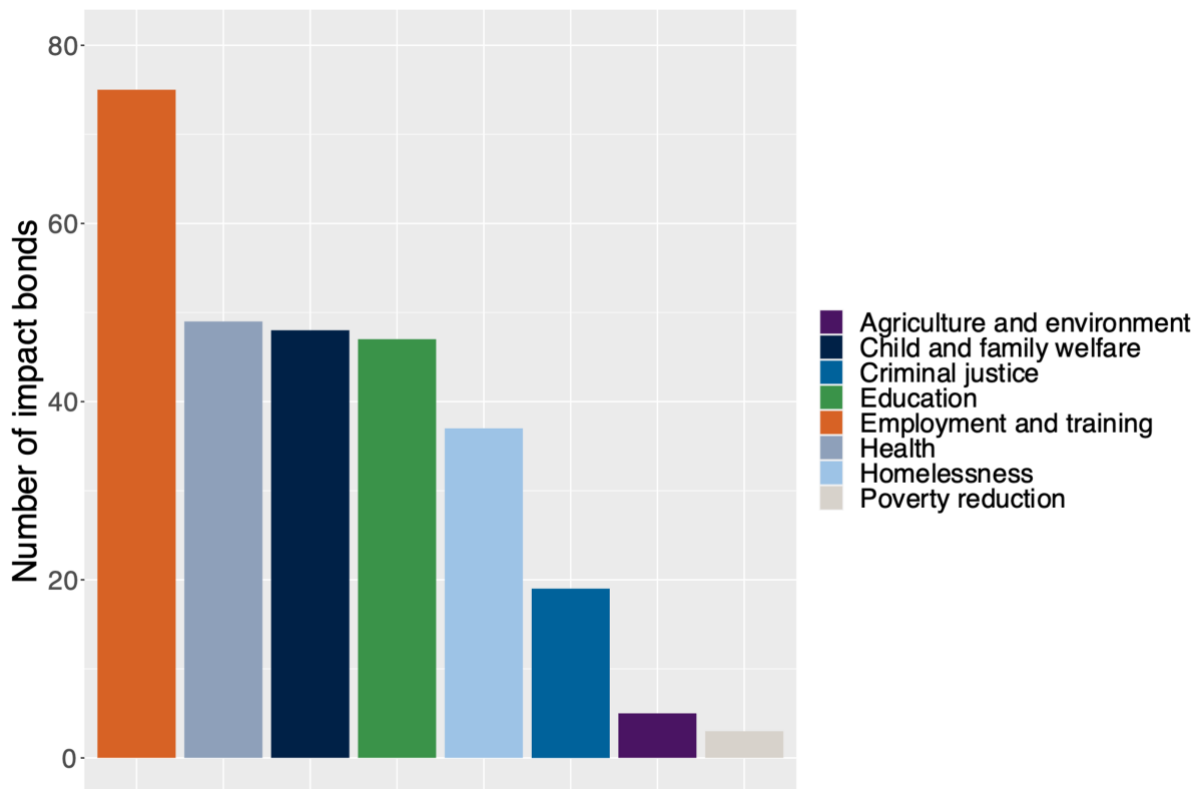
Source: INDIGO Impact Bond Dataset (October 2023), Government Outcomes Lab

According to Figure 4, 207 projects are in the stage of implementation, 74 are complete, 1 has finished service delivery and 1 is just contracted.

Employment and training remains the dominant policy sector with 75 projects (Figure 5). Other projects operate across a range of policy areas with 48 classified under child and family welfare, 49 under health, 47 under education, 37 under

homelessness, 19 under criminal justice, 5 under agriculture and environment and 3 under poverty reduction. We acknowledge that there is some ambiguity in classifying each impact bond project against a single policy domain, as some projects may well be related to two or more policy domains. Future work may re-code or reclassify projects accordingly.

Figure 5. Distribution of projects across policy domains



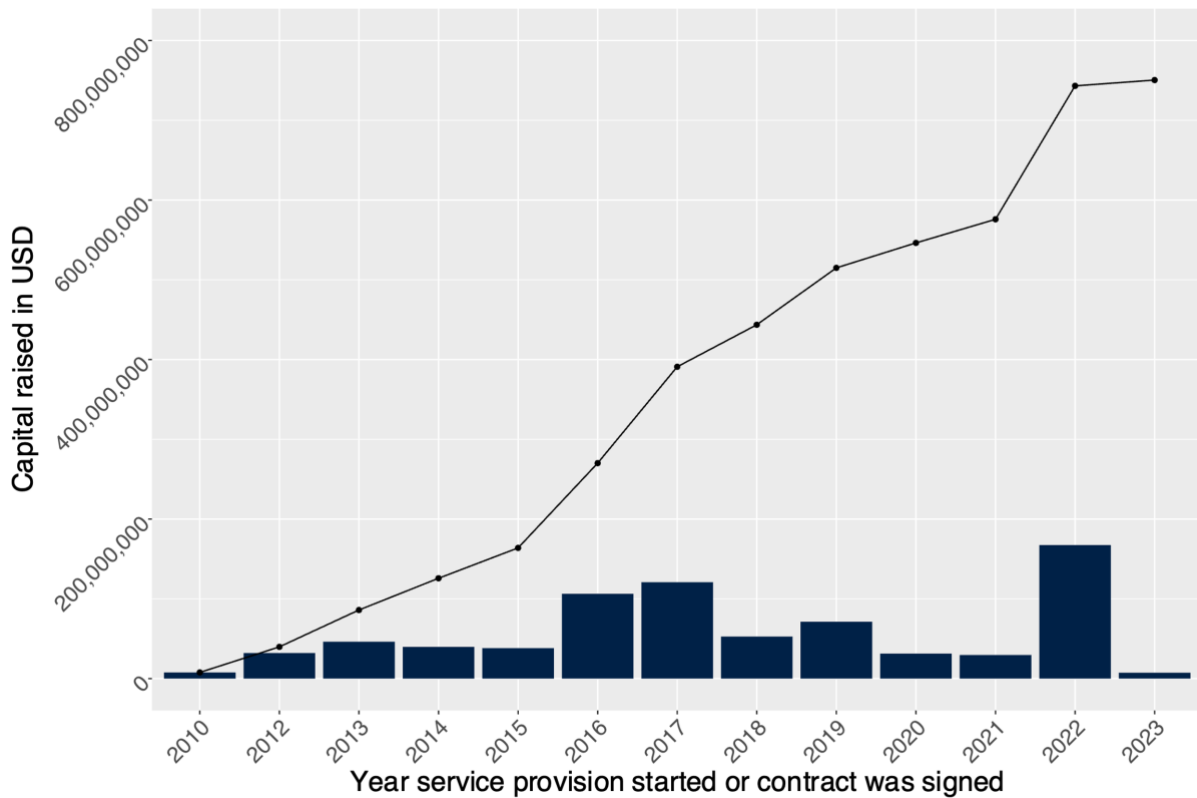
Source: INDIGO Impact Bond Dataset (October 2023), Government Outcomes Lab

As of October 2023, impact bond projects have raised more than 753 US million dollars and have engaged with 2.1 million service users. The total number of users engaging with impact bonds is a combination of two variables. For projects that are in implementation or contracted, we use the ‘Target number of service users’ variable. For projects that are complete or have completed service delivery, we use the ‘Actual number of service users’ variable. The number of service users is higher for this edition of the report due to the addition of 10 new impact bond projects and the updates around actual number of service users (instead of targets) for existing projects.

The total amount of investment commitment is calculated using the variable ‘Exact amount of capital raised - USD value’. When projects do not have a value for exact amount of investment, but have a range of values for investment commitment, we use the minimum value of investment commitment. Projects usually report their investment figures using the relevant currency of their countries. The GO Lab team converts that figure into US dollars using the World Bank exchange rates for the year of service delivery start.

As of October 2023, the Impact Bond Dataset has data on investment for 230 projects. There is considerable variation in levels of investment, especially between social impact bonds and international impact bonds, as the latter tend to raise more capital and engage with more service users. Figure 6 presents the historic evolution of capital raised in impact bond projects since [the first impact bond](#) project in 2010.

Figure 6. Evolution of capital raised in USD by impact bond projects from 2010 to 2023



Source: INDIGO Impact Bond Dataset (October 2023), Government Outcomes Lab

Blue bars represent the amount of investment raised by all the impact bonds that were launched in each year and the line represents the cumulative amount of investment. This figure describes trends in investment levels in the impact bond ecosystem but should not be understood as an exact representation of the sector. Impact bonds can often access more money while the project is delivering services. Impact bond projects may also recycle outcomes payments back into the project. Hence, capital raised at the beginning of the project is not necessarily equivalent to the total capital provided.

Figure 6 shows that there has been more investment in impact bond projects in 2022 than in any other year. The increase is due to the implementation of the [Wildlife Conservation Bond](#). This is a USD 150 million, five-year bond issued by the World Bank, with the goal of contributing to the protection and growth of black rhino populations in South Africa. This is also the first edition where we represent

capital raised for projects starting in 2023. These projects are the [Mine Fields to Rice Fields](#) DIB in Cambodia, the [Imagine Social Outcomes Contract](#) in South Africa and the [two new education impact bond projects in Chile](#). All together, these projects amount to a total investment value of about 6 million USD.

What is new in our impact bond dataset?

Since the [last edition](#) of the INDIGO Impact Bond Insights Report, 10 new projects have been added to the dataset. These are not necessarily newly launched projects, but new projects to the INDIGO Impact Bond Dataset. The aim of this section is to provide a brief overview of the new data that is available to the INDIGO community.

Table 1. New records in the Impact Bond Dataset since January 2023

INDIGO ID	Name of the project	Policy Sector	Stage of development	Country
INDIGO-POJ-0285	Stevig Staan (Standing Strong) - Limburg, Netherlands	Health	Implementation	Netherlands
INDIGO-POJ-0286	Ministry of Justice - Japan SIB Pilot	Criminal Justice	Implementation	Japan
INDIGO-POJ-0287	Reduction in Reoffending in South Auckland - New Zealand	Criminal Justice	Implementation	New Zealand
INDIGO-POJ-0288	Imagine Social Outcomes-Based Contract (SOBC)	Health	Implementation	South Africa
INDIGO-POJ-0289	Promoción de habilidades de lectoescritura en Chile - Promoting literacy skills in Chile	Education	Implementation	Chile
INDIGO-POJ-0290	Promoción de la Retención y Asistencia Escolar - Promoting retention and school attendance in Chile	Education	Implementation	Chile
INDIGO-POJ-0291	Mine Fields to Rice Fields DIB	Agriculture and Environment	Implementation	Cambodia

INDIGO-POJ-0295	YMCA Alternative Suspension Programme	Education	Implementation	Canada
INDIGO-POJ-0299	End of Life Care Integrator - Somerset	Health	Implementation	United Kingdom
INDIGO-POJ-0300	End of Life Care Integrator - Bradford	Health	Implementation	United Kingdom

There are new records from projects in eight different countries. The Stevig Staan (Standing Stronger) project delivers a fall prevention programme in seven locations across the Netherlands. This programme targets older people aged 70 or older from North Limburg, who live independently and have a high risk of falling due to mobility or balancing problems, or a history of falling. This is one of the few impact bond projects on the dataset where at least part of the initial capital was raised using a crowdfunding platform.

Two new impact bond projects address youth criminal justice. In 2021, the Japanese Ministry of Justice has launched a 3-year social impact bond programme with an aim to provide learning support for juvenile parolees. This is the first SIB commissioned by the Japanese central government. The primary outcome is reduction in recidivism, measured by reconviction rate within one year. In addition, the Ministry of Children in New Zealand has commissioned a new service under an impact bond model to reduce reoffending rates among young offenders. The New Zealand project aims to achieve a reduction in both the frequency and severity of reoffending rates. The target population are young offenders aged between 13 and 18 who have offended and have an elevated risk of reoffending as measured by the New Zealand Police YORST assessment.

The Imagine Social Outcomes Contract was launched in 2023 with the goal of running an HIV prevention and treatment programme for vulnerable adolescent girls and young women in South Africa. With a duration of two years, the programme aims to engage with more than 46,000 girls in Moretele (North West province) and Newcastle (Kwazulu-Natal province). This is the first time that an impact bond from South Africa will receive all outcomes funding from central government.

Three new projects are tackling education challenges. Two of these projects are located in Chile, where a partnership of stakeholders from different sectors are working towards the improvement of literacy skills in young students from 9 different regions and the retention of students from highly vulnerable schools in the Metropolitan Region of Santiago, Chile. The third education project is being delivered in Canada. The Alternative Suspension Social Impact Bond seeks to reduce school dropout rates among youths aged 12-17, and act as an alternative to repeated suspensions. The programme supports secondary-level students who have

been temporarily dismissed from the school setting through a three- to five-day offsite programme. Students receive support with schoolwork, participate in group workshops, and engage in individual counselling.

Two new projects from the United Kingdom were included in the database. The End of Life Care Integrator projects in Somerset and Bradford (UK) provide a tele-support clinical advice, guidance and coordination hub to enable staff in older people’s residential care and nursing homes to better care for residents, particularly those in the last phase of life. These projects have been delivering services since 2021 and 2022 respectively but have recently been incorporated in the database. These projects are supported by the [Commissioning Better Outcomes Fund](#).

The Mine Fields to Rice Fields project is a new international impact bond delivering services in Cambodia. It will be described in detailed in the following section.

International impact bonds

As of October 2023, the Impact Bond Dataset identifies 22 international impact bond projects. We define international impact bonds as impact bond projects where at least one outcome funder is based in a different country to the service delivery location. The previous edition of this report identified 21 international impact bonds. One new international impact bond was added to the dataset since January 2023: the ‘Mine Fields to Rice Fields’ project in Cambodia.

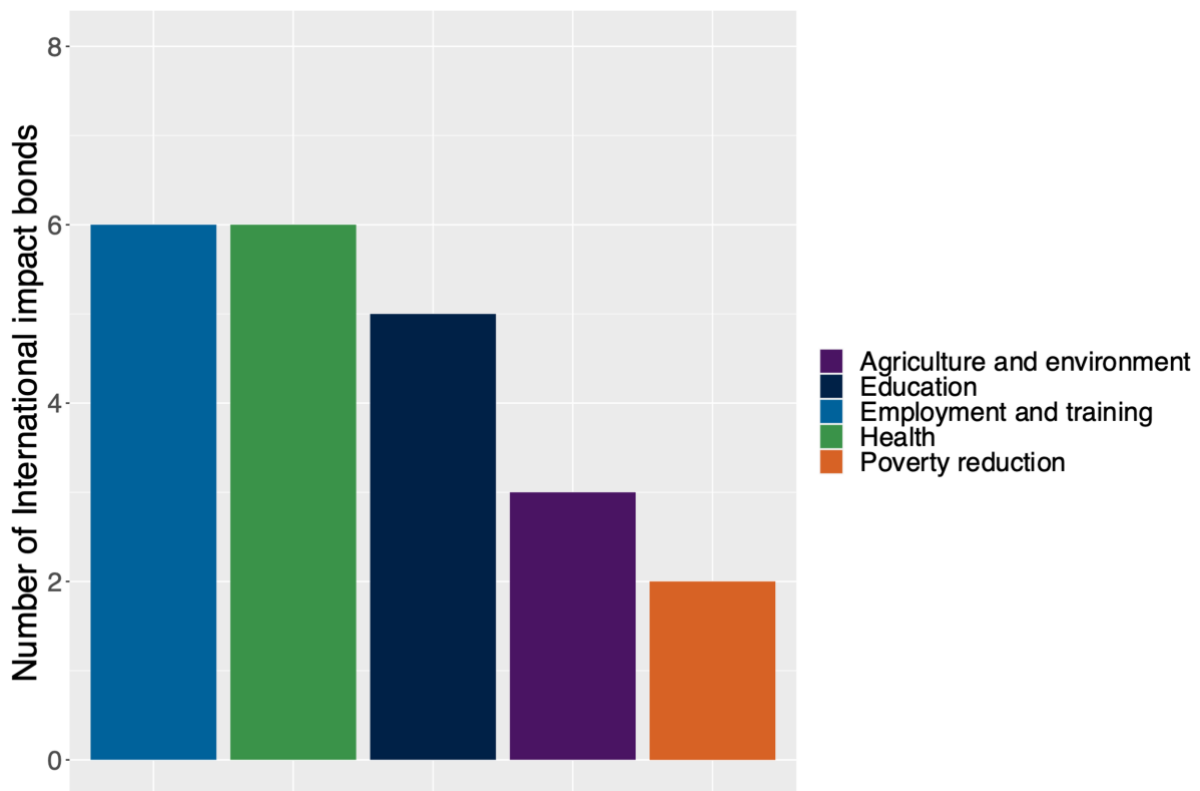
Map 3. International Impact Bonds across the world



Source: INDIGO Impact Bond Dataset (October 2023), Government Outcomes Lab. Darker shading indicates a larger number of impact bond projects in that country. For more details, please see the interactive map [here](#).

According to Map 3, international impact bonds are located in 15 countries: Peru, Colombia, Mali, Nigeria, Cameroon, Democratic Republic of the Congo, South Africa, Uganda, Kenya, Ethiopia, Jordan, Palestine, India, Cambodia and Sierra Leone. Amongst international impact bonds, 6 projects are related with employment and training interventions, 6 with health programmes, 5 with education, 3 with agriculture and environment and 2 with poverty reduction (Figure 7).

Figure 7. Distribution of international impact bonds across policy sectors



Source: INDIGO Impact Bond Dataset (October 2023), Government Outcomes Lab

The Mine Field to Rice Fields is the latest international impact bond in the dataset. This project provides integrated support for landmine clearance and agricultural development in Cambodia. It aims to clear approximately 3.8 million square meters of land in Preah Vihear, one of the most mine-affected provinces in Cambodia, to increase safety and freedom of movement of local communities and allow farmers to make a more productive use of their land. After clearance, approximately 80 farmers will be supported to grow organic rice through inputs, training and marketing support. This project is a two-year pilot testing the integration of two distinct activities, mine action and agricultural development support, to understand if the model could be scaled and replicated both in Cambodia and other mine-affected countries. <https://golab.bsg.ox.ac.uk/knowledge-bank/indigo/impact-bond-dataset-v2/>

Table 2 presents the basic data for the list of 22 international impact bonds. The name of the project includes a link to the Impact Bond Dataset project page to allow readers to access more data.

Table 2. International Impact Bond projects in the dataset as of July 2023

Name of project	Stage of implementation	Country	Start year	Policy sector	Intervention description	Capital raised	Maximum potential outcome payment	Target population
Educate Girls	Complete	India	2015	Education	Educate Girls used an integrated community-based approach to provide education to young girls aged 6-14 in Rajasthan India.	USD 292.90k	USD 422k	Out-of-school girls in Rajasthan.
Asháninka Impact Bond (Peru Sustainable Cocoa And Coffee Production DIB)	Complete	Peru	2015	Agriculture and Environment	The Asháninka impact bond sought to support sustainable cocoa and coffee production within the Asháninka community, an indigenous community living in the Peruvian Amazon.	USD 110k		The target population included Asháninka families (typically 2 adults and 5 children). association.
Colombia Workforce Development SIB: Empleando Futuro	Complete	Colombia	2017	Employment and training	The aim was to employ vulnerable individuals in formal jobs and support them in retaining those jobs (for at least three months). The SIB supported a range of employment measures, including skills training, psychosocial support, and intermediation services for job placement and retention.	USD 325.28k		Individuals not formally employed at the start of the program, aged 18-40, and who had not participated in previous national employment programs:

Name of project	Stage of implementation	Country	Start year	Policy sector	Intervention description	Capital raised	Maximum potential outcome payment	Target population
The Utkrisht Impact Bond	Complete	India	2017	Health	Two service providers, Hindustan Latex Family Planning Promotion Trust (HLFPPT) and Population Services International (PSI), supported private facilities to improve the quality of care provided to new mothers and new-borns. The service providers also supported the private facilities to become certified by the joint quality standard (JQS).	USD 2.90m	USD 8m	Private facilities across Rajasthan, meeting particular criteria for inclusion (see Impact Bond Dataset for more details)
Village Enterprise Development Impact Bond	Complete	Kenya and Uganda	2017	Poverty Reduction	The Village Enterprise DIB microenterprise development program sought to improve the income levels of 12,000+ extreme poor households in rural Kenya and Uganda by creating 4,000+ sustainable microenterprises.	USD 2.33m		Individuals living in extreme poverty (less than \$1.90 PPP per day) that have no experience of operating a business.

Name of project	Stage of implementation	Country	Start year	Policy sector	Intervention description	Capital raised	Maximum potential outcome payment	Target population
ICRC Programme for Humanitarian Impact Investment (PHII)	Implementation	Nigeria, Mali and Democratic Republic of Congo	2017	Health	The intervention sought to expand and improve efficiency of physical rehabilitation services, ensuring high quality and well-targeted services are provided. It does this through implementing the Physical Rehabilitation Program (PRP).	USD 19.70m	USD 25.57m	Individuals with physical disabilities living in Mali, Nigeria, and the Democratic Republic of Congo, who are victims of war, natural disasters, congenital impairments or disabling diseases
Cameroon Kangaroo Mother Care Development Impact Bond (KMC DIB)	Implementation	Cameroon	2018	Health	The KMC DIB's objective was to identify a path to scale for and expand quality KMC to five regions in Cameroon to reduce infant mortality levels. KMC is a proven and globally recommended health practice for babies born early or small	USD 800k	USD 2.43m	The project is implemented across five regions in Cameroon targeting low birth weight (LBW) or preterm newborns.
Cameroon Cataract Bond	Implementation	Cameroon	2018	Health	The Cameroon Cataract Bond provides funding to build a hospital to prevent blindness through the provision of cataract surgeries, with the ultimate goal of making the hospital self-sufficient after five years.	USD 2m		Low-income patients and middle-income patients with cataract problems.

Name of project	Stage of implementation	Country	Start year	Policy sector	Intervention description	Capital raised	Maximum potential outcome payment	Target population
Quality Education India Development Impact Bond	Complete	India	2018	Education	The QEI DIB aimed to support the education crisis in India by funding four high performing service providers to improve grade appropriate learning outcomes for more than 200,000 primary school aged children over four years.	USD 3m	USD 9.18m	Primary school-aged children
Cambodia Rural Sanitation Development Impact Bond	Implementation	Cambodia	2019	Poverty reduction	This DIB is the first one in the water, sanitation and hygiene sector and aims to end open defecation in 1600 villages across six provinces in Cambodia. Through the DIB, the Stone Foundation invests in a market-based sanitation program, which trains and coaches' sales agents to sell toilets to households and communities and works with businesses, such as cement companies, to expand into the toilet business.			Rural communities across six provinces in Cambodia. With a focus on poorer and harder-to-reach groups including women, children, people living with disabilities and older people.

Name of project	Stage of implementation	Country	Start year	Policy sector	Intervention description	Capital raised	Maximum potential outcome payment	Target population
Cali Progresses with Employment	Implementation	Colombia	2019	Employment and training	The SIB aims to employ vulnerable individuals in formal jobs and support them in retaining those jobs (ideally for 6 months but at least for 3 months). The SIB supports a range of employment measures, including soft and hard skill training, psychosocial support, socio-occupational orientation, and intermediation services for job placement and retention.	USD 867.23k		Individuals not formally employed at the start of the program, aged 18-40, and who had not participated in employment programs launched by the Municipality of Cali in the last 2 years.
Finance for Jobs (F4J)	Implementation	Palestine	2019	Employment and Training	The main purpose of the First Palestinian Employment DIB is to match employment opportunities with suitable employees by purposefully training job seekers in employer-demanded skills. The DIB will match skills to specific jobs and create meaningful partnerships with the private sector to ensure sustainability.	USD 1.80m		Palestinian job seekers aged 18-29 years (of which at least 30 percent will be women).

Name of project	Stage of implementation	Country	Start year	Policy sector	Intervention description	Capital raised	Maximum potential outcome payment	Target population
In their hands	Complete	Kenya	2020	Health	The In their hands (ITH) programme's main goal is to connect adolescent girls to sexual and reproductive services. The ITH impact bond was designed and run as a pilot project to understand the viability of offering sexual and reproductive health services to adolescent girls under an impact bond framework.	USD 6.20m		Adolescent girls (15-19 years old)
CREO - Crecemos con empleo y oportunidades (We grow with employment and opportunities)	Implementation	Colombia	2021	Employment and Training	The intervention aims to provide services for job placement and retention of vulnerable people in formal jobs, that include mentoring, skills training, labour intermediation services, soft skills development, psychosocial counselling, among others.	USD 392.39k		Unemployed vulnerable individuals
The Refugee Impact Bond	Implementation	Jordan	2021	Employment and Training	The Refugee Impact Bond funds the Near East Foundation UK to deliver a vocational, entrepreneurship, and resilience-building programme for refugees and vulnerable members of their host communities in Jordan.	USD 12m		Jordanians and refugees

Name of project	Stage of implementation	Country	Start year	Policy sector	Intervention description	Capital raised	Maximum potential outcome payment	Target population
Skill India Impact Bond	Implementation	India	2021	Employment and Training	The Skill Impact Bond supports 50,000 young people and women in India over four years with skills, training and access to wage-employment in COVID-19 recovery sectors including retail, apparel, healthcare and logistics	USD 4m	USD 14.4m	Unemployed youth
Menstrual health and hygiene Impact Bond - Ethiopia	Contracted	Ethiopia	2022	Health	The Menstrual Health and Hygiene Development Impact Bond is a three-year program which aims at the sensitization to healthy menstrual health and hygiene (MHH) practices, production and distribution of sustainable sanitary products and improved sanitary infrastructures and waste management systems in Ethiopia.			
Wildlife Conservation Bond	Implementation	South Africa	2022	Agriculture and Environment	The Rhino bond supports conservation and adaptive management activities that seek to maximize net rhino growth rates over five years in South Africa.	USD 150m	USD 163.7m	
EducAid - Sierra Leone Education Innovation Fund	Implementation	Sierra Leone	2022	Education	The Sierra Leone Education Innovation Challenge (SLEIC) is an outcomes-based fund through which 5 Grantees (providers and/or social		USD 2.21m	School children from P1 - P6 in primary public schools

Name of project	Stage of implementation	Country	Start year	Policy sector	Intervention description	Capital raised	Maximum potential outcome payment	Target population
Street Child - Sierra Leone Education Innovation Fund	Implementation	Sierra Leone	2022	Education	investors) will implement 5 unique education interventions across five distinct geographical lots that cover all the districts in the country.		USD 2.15m	School children from P1 - P6 in primary public schools
Rising Academy Network - Sierra Leone Education Innovation Fund	Implementation	Sierra Leone	2022	Education			USD 2.22m	School children from P1 - P6 in primary public schools
Mine Fields to Rice Fields DIB	Implementation	Cambodia	2023	Agriculture and Environment	The Mine Fields to Rice Fields DIB - the first Impact Bond in mine action - provides integrated support for landmine clearance and agricultural development in Cambodia	USD 410k	USD 1.72m	Small-holder rice farmers with land in mine-affected areas

Showing achievements so far: The Skill Mill impact bond project

The aim of this section is to highlight the prototype data visualisations on performance that the INDIGO team is developing. We are working with these visualisations to explore which are the best ways to showcase social outcomes achievements and outcome payments from the Life Chances Fund projects. We published the data for the first ten projects in September 2023, during the Social Outcomes Conference. We hope that the publication of these data visualisations will create an opportunity to discuss metrics and standards on the achievements of impact bond projects.

The Skill Mill impact bond project

While the number of youth offenders and their reoffending rate has seen a large decrease over the last decade, more than one third of young offenders commit reoffences in England and Wales ([Youth Justice Board for England and Wales, 2022](#)). Given the stigma attached to their criminal records, young offenders often struggle to access education, training, and employment opportunities.

[The Skill Mill](#) is a social enterprise whose primary aim is to create employment opportunities for youth offenders, allowing them to re-engage positively with society. This project offers young offenders 6 month paid work placements in environmental maintenance within local communities. During this placement, participants can also gain nationally recognised qualifications (AQA Employability Skills level 2) and other practical skills, assisting their journey towards reintegration to the labour market and society. Their skill development is further supported by tailored mentoring and counselling. Upon completion of the placement, participants are encouraged to pursue further employment opportunities in local partner organisations and the wider job market.

The Skill Mill was established in 2013 in Newcastle and began exploring opportunities for scaling the programme in new areas in 2019. They partnered with Big Issue Invest, the Department for Culture, Media and Sports (DCMS) and other local commissioners, and launched a social impact bond to deliver their services in 8 locations over 4 years in 2020.

The outcomes payments are linked to the achievement of the following outcomes:

1. **Programme registration:** A young person registers for the Skill Mill programme by signing the registration form.
2. **Complete induction:** Service user has completed at least four weeks on the programme with regular attendance of at least 75% as evidenced by daily attendance register.
3. **Programme completion:** Service user has completed the Skill Mill programme with regular attendance of at least 75%, or completes 5 months of the programme, but departs for purposes of entry into a job position.

4. **Qualification:** Confirmation from AQA that Level 2 award has been achieved.
5. **Employment and further education:** Letter from employer confirming full or part time employment for service user; or confirmation from HMT that service user has registered as employed; or evidence of enrolment into a NVQ Level 2 or above training course.
6. **Reoffending prevention:** Confirmation from police or another local agency with access to the Police National Computer that service user has not been reconvicted during this period; or confirmation from the YOT (Youth Offending Team).

The Skill Mill project has 9 outcome payers. 43.8% of outcome payments are covered by the Department for Culture, Media and Sports (DCMS). The rest of the payments are covered by a group of 8 local commissioners: London Borough of Croydon, Nottingham City Council, Surrey County Council, Birmingham Children's Trust, Durham City Council, Leeds City Council, Rochdale Borough Council and West Sussex Council. The data represented in the outcome payments visualisation includes payments from both central and local governments.


What do we mean by performance?

When describing projects' performance, it is helpful to go back to our previous definition of impact bonds. In the glossary of this report, impact bonds are defined as a contractual relationship where two key elements are present: (1) investment from a third-party organisation and (2) payments attached (or at least partially attached) to the achievements of predefined outcomes. Building on this definition, we proposed a two-folded way of describing the performance of impact bond projects.

Impact bond projects pursue the achievement of social and/or environmental outcomes. It is essential to understand how the achievements compare against the initial expectations. The data visualisation on outcome achievements represents each outcome metric with a bar. The top of the bar represents the overall target for a particular metric (for the entire life of the project). The stacked part of the bar shows the achievements up to a set date. The aim of this graph is to show the pace and different levels of achievements for different metrics.

Service delivery location:



Database Project Overview: 	Policy sector:	Criminal Justice
	Start date of service provision:	Aug 2020
	Anticipated completion date:	Sep 2024
	Capital raised:	GBP 1m
	Max potential outcome payment:	GBP 3.24m
	Service users:	252 individuals



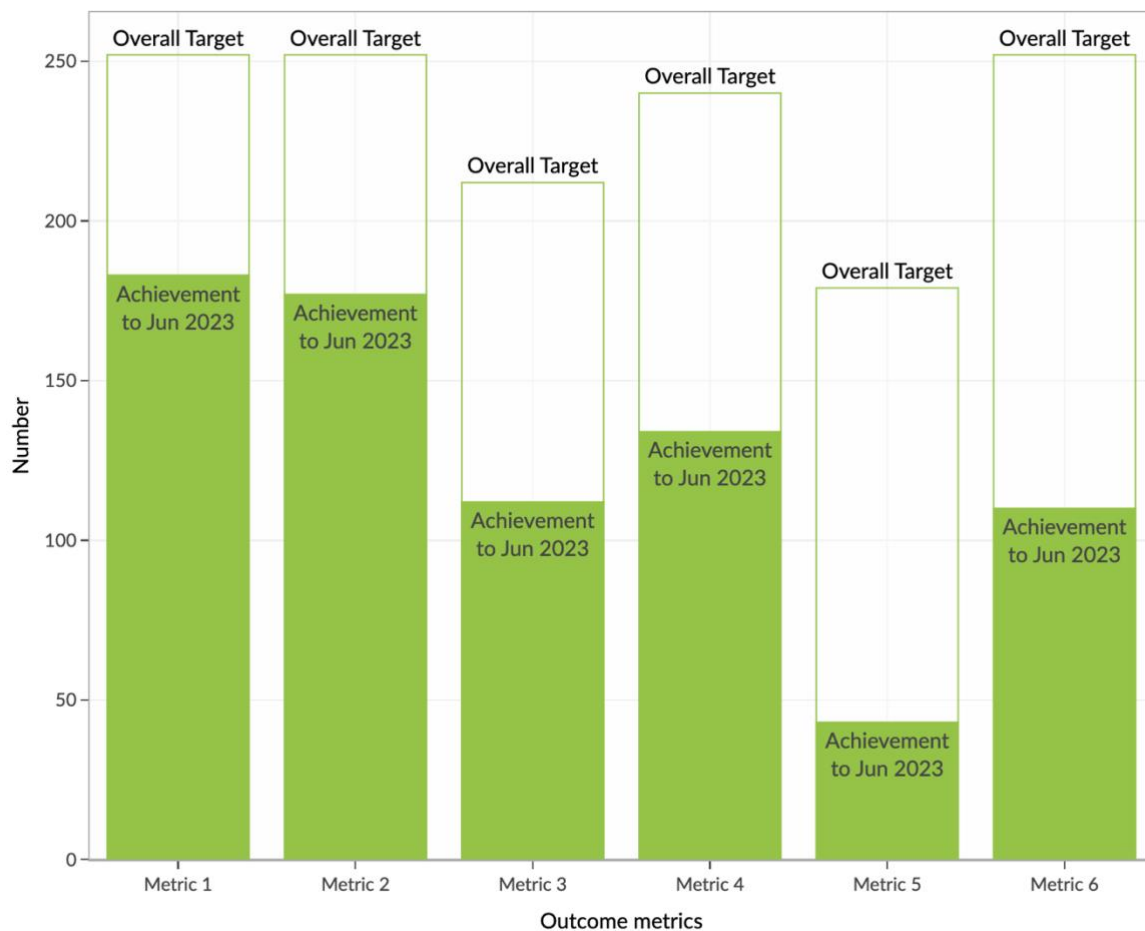
GOVERNMENT OUTCOMES LAB

Information sourced from the Impact Bond Dataset (accessed 09/10/23):



As these projects receive capital from social investors, it is essential to understand if and how outcome payments provide a return to investors. From a commissioner perspective, it is also helpful to understand how the actual outcome payments compare against the planned flow of outcome payments that was designed at the beginning of the project. The outcome payments data visualisation presents the initial plan for outcome payments flow, and the modifications to the plan that occur during the life of the projects. This data visualisation includes the actual outcome payments that were disbursed by all commissioners. The main goal of this graph is to enable users to compare plans against achievements, and to have a better appreciation of the changes and renegotiations that can happen in the middle of these projects.

Figure 8. Skill Mill outcome achievements up to June 2023
 Skill Mill started delivering services in August 2020 and will finish in September 2024. Data was last updated in June 2023. **These are interim results.**



Source: INDIGO Impact Bond Dataset (October 2023), Government Outcomes Lab

Figure 8 shows interim results for The Skill Mill project’s outcome achievements. It is helpful to refer to the previous section to access a more detailed description of the metrics, which were represented in this graph as follows:

- Metric 1: Programme registration
- Metric 2: Programme completion
- Metric 3: Attendance to the programme
- Metric 4: Qualifications
- Metric 5: Employment and further education
- Metric 6: Reoffending prevention

The targets represented in this graph are the latest targets for The Skill Mill project. Some project renegotiated their targets (both up and down). These targets may be different from the targets set at the beginning of the project.

The target for programme registration (metric 1) is 252 individuals registering for the programme. As of June 2023, 183 individuals have already registered for the Skill Mill programme. 252 individuals are also expected to complete at least 4 weeks of the programme (metric 2). As of June 2023, 177 individuals have completed at least 4 weeks of the programme. 212 individuals are expected to complete the programme, or complete at least 5 months of the programme but depart due to a job offer (metric 3). As of June 2023, 112 individuals have achieved metric 3. As for qualifications and education opportunities, 240 individuals are expected to achieve an AQA 2 level qualifications (metric 4). As of June 2023, 134 individuals have achieved an AQA 2 level qualification.

179 individuals are expected to prove access to employment or a further education opportunity (NVQ level 2). As of June 2023, 43 individuals have achieved this outcome (metric 5). The Skill Mill impact bond project was set to prevent reoffending for 252 individuals (metric 6). As of June 2023, 110 individuals have presented a confirmation letter from the police that the individual has not been reconvicted during this period, or confirmation from the YOT (Youth Offending Team). Both metrics 5 and 6 have a six-month delay as they can only be claimed six months after the Skill Mill programme is completed. The data presented in this report is the data that was reported to DCMS-TNLCF up to June 2023. This means that it is possible that more outcomes have been achieved but have not yet been reported to DCMS-TNLCF.

Skill Mill offers an intensive six-month work experience programme designed to help vulnerable young people break the cycle of re-offending. The Skill Mill model is built upon clear and well-established impact metrics that focus on authentic work experience delivering meaningful outcomes for young people. It is based around a 'Theory of Change' informed by desistance and developed by the Skill Mill alongside work placements. The young people gain a nationally recognised qualification, practical work skills, 'soft' skills, a wage, and an opportunity to progress into further employment and/or training. Spending time in nature in environmental activities is a significant positive aspect and the program aims to turn young lives around and allow young people to contribute positively to their communities.

*Skill Mill's historic success in reducing reoffending has been reflected in the SIB programme and in the dataset. **Of 123 young people on closed cohorts for whom verified data on no re-offending over 12 months is available, only 14 have reoffended. This figure is slightly higher than the overall data for the Skill Mill as a whole, but at an 11% reconviction rate it is a massive success and staggering in comparison with established Youth Justice figures of around 70% for those with numerous previous convictions (Skill Mill's target group)***

The SIB has experienced a much more difficult process regarding the job/further training outcome, which has been missed by most sites. To date, only 43 out of the overall target of 179 (24%) have gone into employment, training or full time education. It is disappointing that this is the case, because the past record of Skill Mill for young people moving on to employment or training has been impressive. Given that the programme timing coincided with COVID, there would seem to be clear reasons for the shortfall and that the difficulty of meeting the target was mainly associated with lockdown and generally reduced economic activity. Other providers with an employment and training focus have similarly struggled due to COVID-19 interruptions. There is good news in that Cohort 5 has improved substantially on the performance of the earlier cohorts suggesting movement in the right direction. Skill Mill front-line staff would be quick to point to achievements of the young people and distance travelled towards employability in ways that are significant for their life chances but not measured within SIB outcomes.

134 out of 240 young people have achieved the external Level 2 qualification target, this amounts to 56%. This outcome is regarded as difficult to achieve with the Skill Mill's cohort given that, as a supervisor explained, 'as soon as you get a pen and paper out young people switch off'. The Skill Mill has tried to ensure that the learning process is integral to the Skill Mill experience and not something that is bolted onto delivery and supervisors go out of their way to ensure that as many young people as possible come away with the qualification and that this is a lead into other more vocational qualifications such as the CSCS card for the construction industry.

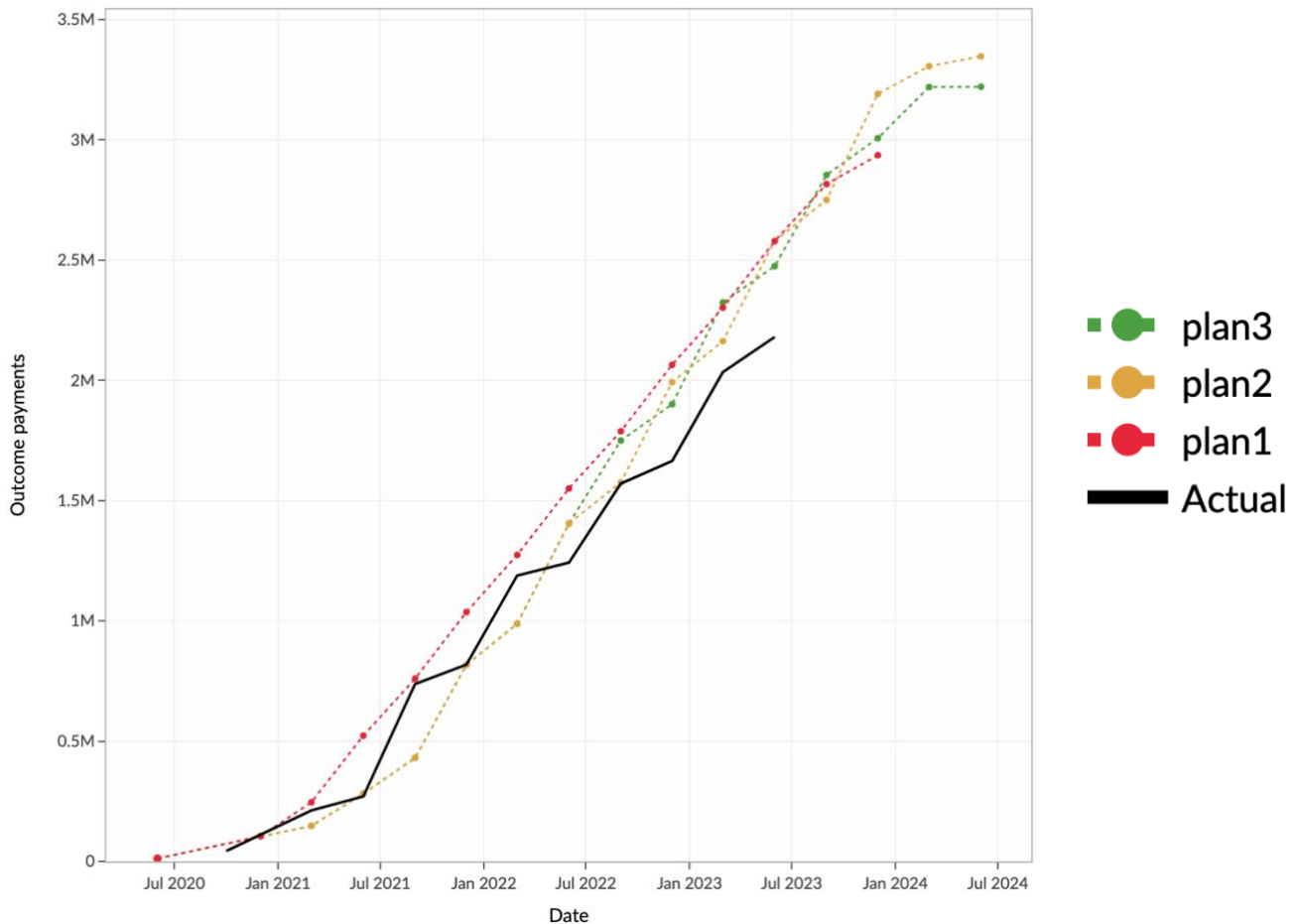
Andy Peaden

Skill Mill Director

9 October 2023

Figure 9. Skill Mill outcome payments up to June 2023 (all outcome payment plans and actual payments)

Skill Mill started delivering services in August 2020 and will finish in September 2024. Data was last updated in June 2023. These are interim results.



Source: INDIGO Impact Bond Dataset (October 2023), Government Outcomes Lab

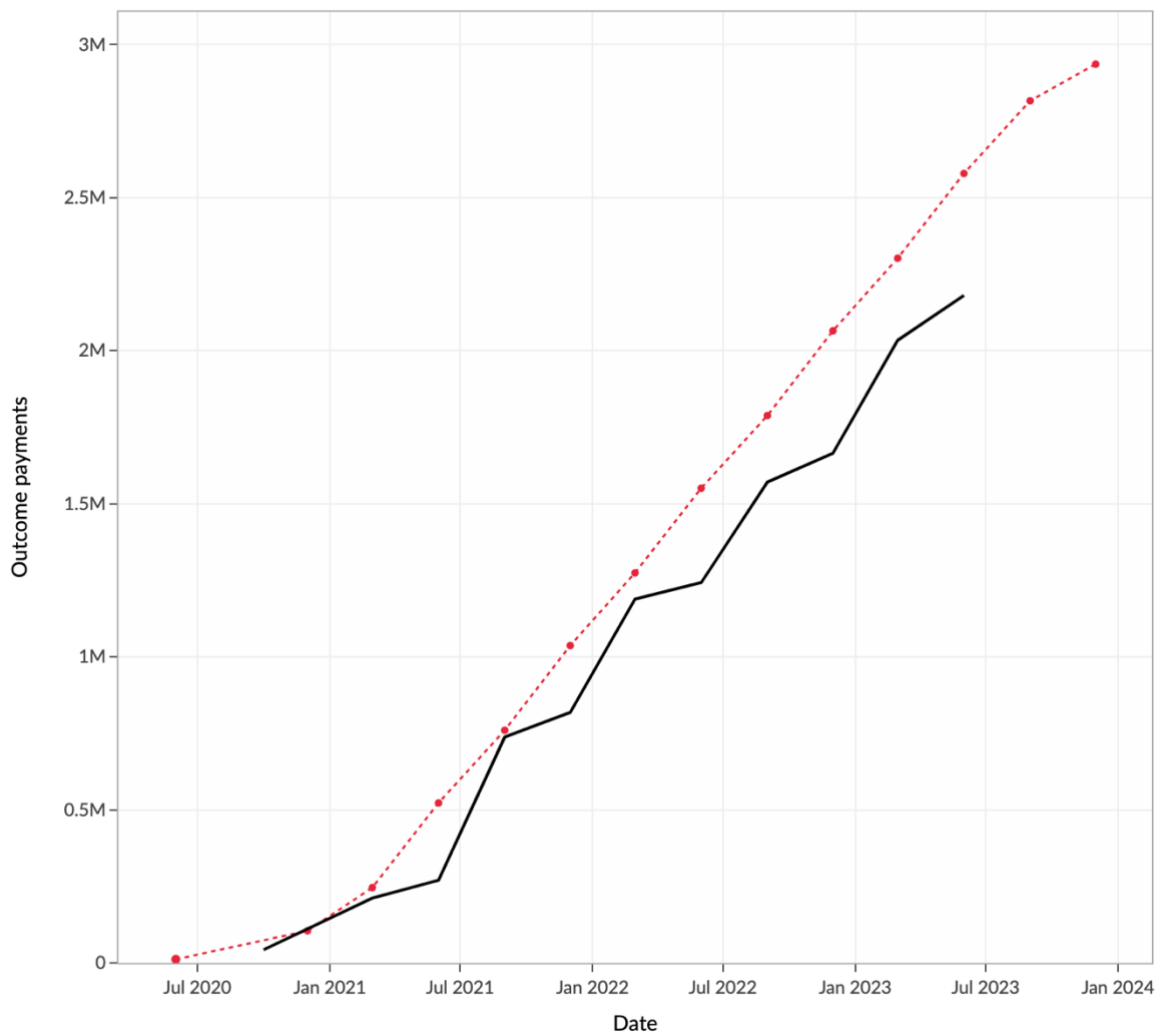
Figure 9 shows the outcome payments for The Skill Mill project. The x-axis represents time and covers August 2020 to September 2024, when the impact bond project will come to an end. The y-axis shows outcome payments in GBP million. Users may find that the presence of several outcome payment plans makes the graph difficult to analyse. In the [online version](#) of this graph on the Impact Bond Dataset, users can use this graph as an interactive tool, where they can select and deselect payment plans and examine multiple benchmarks for each project.

The solid black line shows the outcome payments that the project claimed and was paid for. The dotted lines represent three outcome payment plans that were valid at different times of the project. An outcome payment plan can change for several reasons. The most common causes are related with project adjusting their expectations around outcome achievements, projects expanding their services to other locations (thus including more commissioners and potential outcome payments in their contracts) and projects reprofiling their outcome payments as

per the commissioners' request (in cases where commissioners want to have an update on expected payments).

Figures 9.1, 9.2 and 9.3 present the same data visualisation as Figure 9 selecting progressive payment plans. This exercise is helpful to understand how actual outcome payments compare against different expectations.

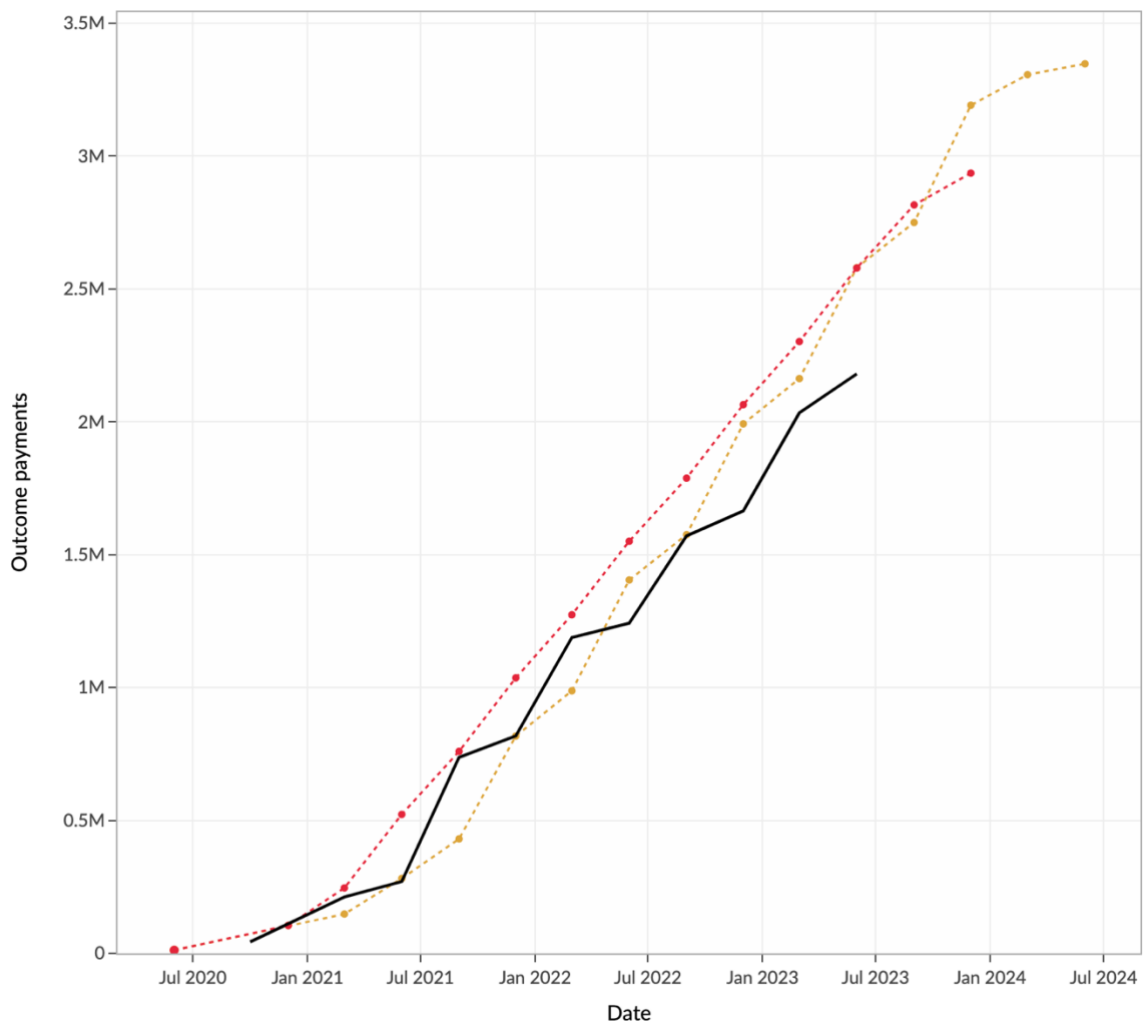
Figure 9.1 Skill Mill actual outcome payments (solid line) against the initial outcome payment plan (dotted line) - Actual payments data up to June 2023



Source: INDIGO Impact Bond Dataset (October 2023), Government Outcomes Lab

The first plan, represented with a red dotted line, was valid between August 2020 and February 2021. At the beginning of the Skill Mill project, the maximum potential outcome payment was GBP 2,868,111. This was due to the project being initially scaled up in seven different localities. The outcome payment plan was designed in such a way that after two initial quarters of smaller payments, the project could achieve outcome payments of between GBP 230,000 and GBP 270,000 (depending on the quarter and the outcomes achieved).

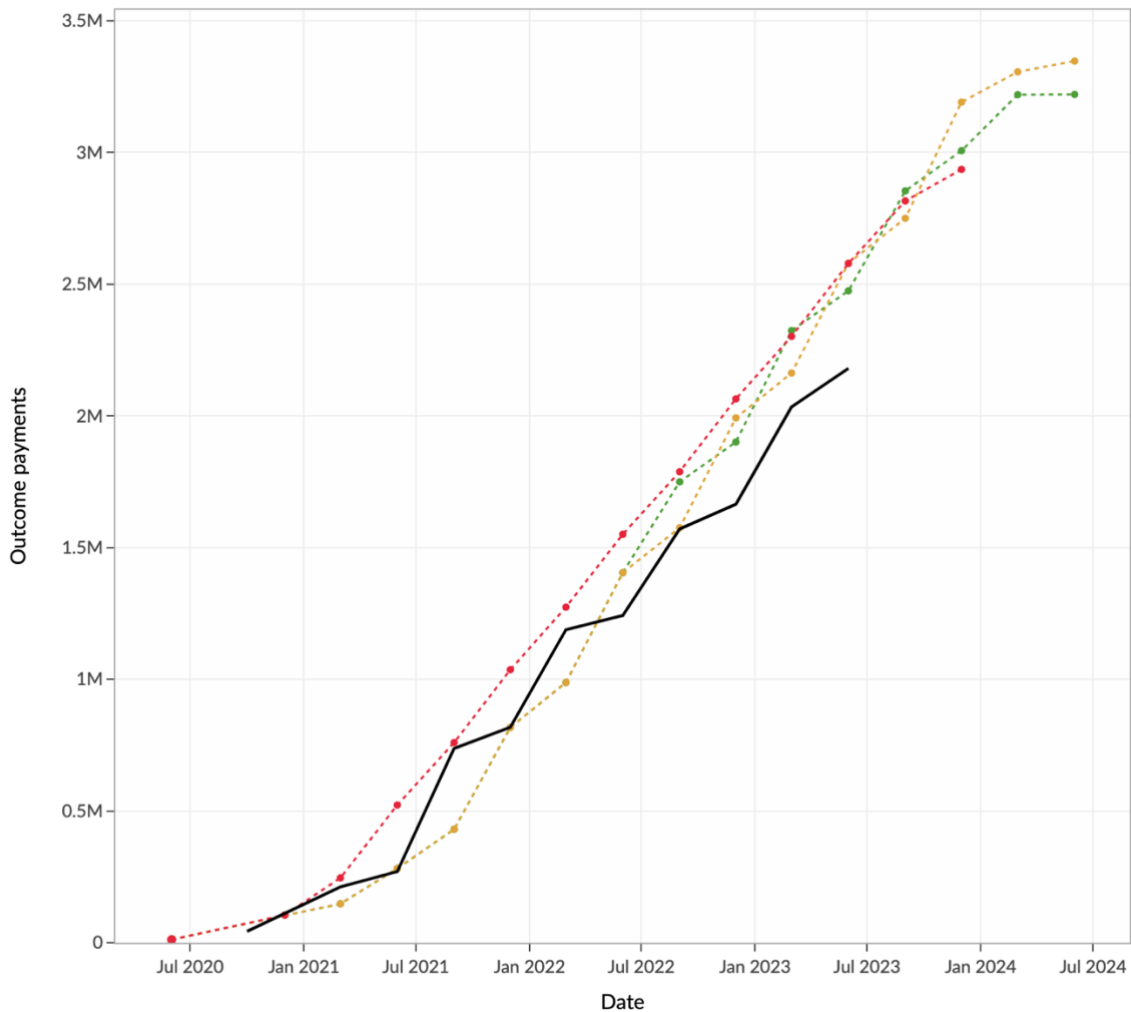
Figure 9.2 Skill Mill actual outcome payments (solid line) against the first and second outcome payment plans (dotted lines) - Actual payments data up to June 2023



Source: INDIGO Impact Bond Dataset (October 2023), Government Outcomes Lab

In January 2021, West Sussex was included as an additional location where Skill Mill would deliver their services. This led to a modification of the payment plan. The second plan was valid between February 2021 and July 2022. The project increased the duration of the impact bond and the maximum potential outcome funding. The increase in the figure of maximum potential outcome funding is due to the outcomes funding contribution from West Sussex Council and the increase in the contribution from central government payments (DCMS).

Figure 9.3 Skill Mill actual outcome payments (solid line) against all outcome payment plans (dotted lines) - Actual payments data up to June 2023



Source: INDIGO Impact Bond Dataset (October 2023), Government Outcomes Lab

The third plan, represented with a green dotted line, was valid from July 2022 until present (as of October 2023). In June 2022, the Skill Mill project reprofiled their payment plan with slightly different expectations for the quarters until the end of 2023.

These graphs should not be interpreted as a final picture of the Skill Mill funding performance as a project. These are only interim results, and only two thirds of the income strategy for Skill Mill depend on outcome payments from central government (DCMS) and local commissioners. The remaining third of the income strategy is related to revenues from local clients for completing work, for which there is no data on the DCMS-TNLCF Data Platform (hence, it cannot be visualised in this report). However, these graphs offers insights into the story around payments and financial performance, and the story around changes and adaptations during the life of these projects. We hope that the release of this data will create an opportunity to better understand how impact bond projects achieve

social outcomes and how, when and under what circumstances these projects decide to adapt their plans and change their course.

Conclusions and future analysis

This INDIGO Impact Bond Insights report had two main goals: to provide general overview of the current landscape of impact bond projects, using data from the Impact Bond Dataset, and highlight the performance data visualisations that were released in September 2023. For this second objective, we complemented the public data from our INDIGO impact bond dataset with the interpretation from the practitioners working on the Skill Mill project.

As of October 2023, the INDIGO Impact Bond dataset contains 283 impact bond projects from all over the world. Since the previous report, we gathered data on 10 new impact bond projects coming from The Netherlands, Chile, Canada, Japan, South Africa, United Kingdom, New Zealand and Cambodia. From mine-affected areas support to literacy programmes, from HIV prevention to school absenteeism, the impact bond model is being used to tackle a range of challenges. Data completeness varies for these projects too. While there are some projects that have data on outcome metrics, targets and achievements, for other projects very little data is available and we can only provide location and description of the intervention.

Regarding our preview of the performance data visualisations, we presented interim data visualisations on outcome achievements and outcome payments for the Skill Mill project ([INDIGO-POJ-0195](#)). We hope that the ‘sneak peek’ of these two visualisations generates enthusiasm from the INDIGO community to start discussing in what other ways we can represent the successes of these projects. The same data visualisations will be released for the other [Life Chances Fund](#) projects. The Impact Bond Dataset will be automatically generating these types of visualisations for other impact bond projects where we have the same level of data granularity. We hope this will be an incentive for other projects and outcome funds to share more data on their projects, and for the INDIGO community to learn from them.

These data visualisations will help us explore the story around outcomes achievements and payments, and the story around changes and adaptations during the life of these projects. We hope that the release of this data will create an opportunity to analyse and better understand how impact bond projects generate a return to investors and providers, and how, when and under what circumstances these projects decide to adapt their plans and change their course. We usually discuss all these topics during our [quarterly INDIGO peer learning sessions](#), which all are welcome to attend.

QR codes to our Impact Bond Dataset and other INDIGO tools and datasets

Our datasets are evolving and growing in response to the adoption of impact bonds and other outcomes-based project around the world. This means that we are regularly adding new projects and updating our approach to describing key project characteristics. This report uses data as of 09 October 2023.

The latest data on impact bonds can be accessed scanning this QR code.

QR Code to Impact Bond Dataset



The latest data on upcoming outcomes-based instruments can be accessed scanning this QR code.

QR Code to Pipeline Dataset



Annex

The following annex presents a table with the data that was used to calculate the figures and visualisations of this report. This table shows values as of 09 October 2023 and does not include all the variables from the Impact Bond Dataset.

The latest data can be downloaded at: <https://golab.bsg.ox.ac.uk/knowledge-bank/indigo/download-indigo-data/>

INDIGO ID	Impact Bond Name	Stage of Development	Start date of service provision	Total investment commitment - Amount USD - Min	Total investment commitment - Amount USD - Exact	Total investment commitment - Amount USD - Max	Policy sector	Targeted number of unique service users or beneficiaries (total)	Actual number of unique service users or beneficiaries engaged (total)	Country
INDIGO-POJ-0001	Proyeta Tu Futuro [Plan Your Future] - Buenos Aires Youth Employability SIB	Complete	2018-12	1100000		2000000	Employment and training	1000	875	AR
INDIGO-POJ-0002	Aspire Social Impact Bond Adelaide	Implementation	2017-06		6897830.46		Homelessness	600		AU
INDIGO-POJ-0003	Benevolent Society Social Benefit Bond (New South Wales)	Complete	2013-10		9653971.76		Child and family welfare	354	303	AU
INDIGO-POJ-0004	Journey to Social Inclusion (Victoria)	Implementation	2018-08				Homelessness			AU
INDIGO-POJ-0005	New South Wales Newpin Social Benefit Bond	Complete	2013-06		6757780.23		Child and family welfare		700	AU

INDIGO ID	Impact Bond Name	Stage of Development	Start date of service provision	Total investment commitment - Amount USD - Min	Total investment commitment - Amount USD - Exact	Total investment commitment - Amount USD - Max	Policy sector	Targeted number of unique service users or beneficiaries (total)	Actual number of unique service users or beneficiaries engaged (total)	Country
INDIGO-POJ-0006	On TRACC Social Impact Investment - New South Wales	Complete	2016-09				Criminal justice		3900	AU
INDIGO-POJ-0007	Resolve Social Benefit Bond (New South Wales)	Implementation	2017-01		5364979.24		Health	530		AU
INDIGO-POJ-0008	The Youth CONNECT Social Benefit Bond (Queensland)	Implementation			3832128.03		Homelessness			AU
INDIGO-POJ-0009	YouthChoices Social Benefit Bond (Queensland)	Implementation	2019-10		5700903.49		Criminal justice			AU
INDIGO-POJ-0010	PERSPEKTIVE: ARBEIT - Ökonomische und soziales empowerment von gewaltbetroffenen Frauen (Perspective: Work - Economic and social empowerment for women affected by violence)	Complete	2015-09		892452.728		Employment and training	75	75	AT

INDIGO ID	Impact Bond Name	Stage of Development	Start date of service provision	Total investment commitment - Amount USD - Min	Total investment commitment - Amount USD - Exact	Total investment commitment - Amount USD - Max	Policy sector	Targeted number of unique service users or beneficiaries (total)	Actual number of unique service users or beneficiaries engaged (total)	Country
INDIGO-POJ-0011	Duo for a job	Complete	2014-01		310455.695		Employment and training			BE
INDIGO-POJ-0012	BeCode youth employment (Antwerp)	Implementation	2019-01				Employment and training			BE
INDIGO-POJ-0013	Back on Track	Implementation	2020-03		1899683.31		Homelessness	133		BE
INDIGO-POJ-0014	Cambodia Rural Sanitation Development Impact Bond	Implementation	2019-11				Poverty reduction	1600		KH
INDIGO-POJ-0015	Cameroon Kangaroo Mother Care Development Impact Bond (KMC DIB)	Implementation	2019-02		800000		Health	2200		CM
INDIGO-POJ-0016	Cameroon Cataract Bond	Implementation	2018-03		2000000		Health	18000		CM
INDIGO-POJ-0017	Mother Teresa Middle School	Implementation	2016		754366.748		Education	88		CA
INDIGO-POJ-0018	Community Hypertension Prevention Initiative	Implementation	2016		2187663.57		Health	7000		CA
INDIGO-POJ-0019	Essential Skills Social Finance (ESSF) Pilot Project	Implementation	2016-10		188591.687		Employment and training	91		CA

INDIGO ID	Impact Bond Name	Stage of Development	Start date of service provision	Total investment commitment - Amount USD - Min	Total investment commitment - Amount USD - Exact	Total investment commitment - Amount USD - Max	Policy sector	Targeted number of unique service users or beneficiaries (total)	Actual number of unique service users or beneficiaries engaged (total)	Country
INDIGO-POJ-0020	Sweet Dreams SIB	Implementation	2014-05		905184.516		Child and family welfare	22		CA
INDIGO-POJ-0021	Programa Primero Lee [Read First Program] - Children literary development Impact Bond	Implementation	2019-03		319174.162		Child and family welfare			CL
INDIGO-POJ-0022	Cali Progresses with Employment	Implementation	2019-02		867231.758		Employment and training	856		CO
INDIGO-POJ-0023	Colombia Workforce Development SIB: Empleado Futuro	Complete	2017-05		325277.365		Employment and training		899	CO
INDIGO-POJ-0024	Kotouttamisen SIB (Integration Project)	Complete	2017		16114538.6		Employment and training			FI
INDIGO-POJ-0025	Epiqus Ty/ðhyvinvointi I ("Tyhy-SIB") (Epiqus Occupational Wellbeing)	Complete	2015-05		1663600.17		Health	1300	1300	FI
INDIGO-POJ-0026	Article 1 CIS	Implementation	2018-09				Education	1130		FR
INDIGO-POJ-0027	La Cravate Solidaire CIS	Implementation	2018-09				Employment and training	900		FR

INDIGO ID	Impact Bond Name	Stage of Development	Start date of service provision	Total investment commitment - Amount USD - Min	Total investment commitment - Amount USD - Exact	Total investment commitment - Amount USD - Max	Policy sector	Targeted number of unique service users or beneficiaries (total)	Actual number of unique service users or beneficiaries engaged (total)	Country
INDIGO-POJ-0028	Wimoov CIS	Implementation	2018-01				Employment and training	10000		FR
INDIGO-POJ-0029	Apprentis d'Auteuil - Loire Atlantique (France)	Implementation	2019-01		2801586.45		Child and family welfare	136		FR
INDIGO-POJ-0030	IMPACT Acad/omie CIS (France)	Implementation	2017-01		1106151.71		Employment and training	1000		FR
INDIGO-POJ-0031	L'Association pour le Droit à l'Initiative Economique (Association for the Right to the Economic Initiative) ADIE	Implementation	2017-01		1327382.05		Employment and training	320		FR
INDIGO-POJ-0032	Integrativer Schulcampus Pestalozzischule (The Integrative Campus Pestalozzi School)	Implementation	2017-09				Education			DE
INDIGO-POJ-0033	JuMP - Jugendliche mit Perspektive (Youth with perspective)	Complete	2013-09		331935.142		Employment and training		69	DE

INDIGO ID	Impact Bond Name	Stage of Development	Start date of service provision	Total investment commitment - Amount USD - Min	Total investment commitment - Amount USD - Exact	Total investment commitment - Amount USD - Max	Policy sector	Targeted number of unique service users or beneficiaries (total)	Actual number of unique service users or beneficiaries engaged (total)	Country
INDIGO-POJ-0034	Pr/švention in Hilfen zur Erziehung (Prevention in Family Assistance)	Implementation	2017-09				Child and family welfare	48		DE
INDIGO-POJ-0035	Educate Girls	Complete	2015-06		292897.714		Education		18260	IN
INDIGO-POJ-0036	Quality Education India Development Impact Bond	Complete	2018-04		3000000		Education	300000	200000	IN
INDIGO-POJ-0037	The Utkrisht Impact Bond	Complete	2018-05		2900000		Health	10000	13449	IN
INDIGO-POJ-0038	Preventing Type 2 Diabetes	Implementation			5051337.91		Health			IL
INDIGO-POJ-0039	Aluma SIB	Implementation	2015		2713803.01		Education	600		IL
INDIGO-POJ-0040	Hachioji City SIB on Increasing the Rate of Residents Receiving Bowel Cancer Screenings	Implementation	2017-07		79114.7838		Health	12000		JP

INDIGO ID	Impact Bond Name	Stage of Development	Start date of service provision	Total investment commitment - Amount USD - Min	Total investment commitment - Amount USD - Exact	Total investment commitment - Amount USD - Max	Policy sector	Targeted number of unique service users or beneficiaries (total)	Actual number of unique service users or beneficiaries engaged (total)	Country
INDIGO-POJ-0041	Colorectal Cancer screening in Hiroshima Prefecture	Implementation	2018-10		60041.7416		Health			JP
INDIGO-POJ-0042	Kobe City SIB for Preventing Severe Diabetic Nephropathy	Implementation	2017-07		233582.075		Health	100		JP
INDIGO-POJ-0043	Village Enterprise Development Impact Bond	Complete	2017-11		2325000		Poverty reduction		14000	KE, UG
INDIGO-POJ-0044	Buzinezzclub (Eindhoven)	Implementation			1880457.9		Employment and training	400		NL
INDIGO-POJ-0045	Buzinezzclub (Rotterdam)	Complete	2013-03		955973.209		Employment and training			NL
INDIGO-POJ-0046	Buzinezzclub (Utrecht)	Implementation	2016		2322918.59		Employment and training	540		NL
INDIGO-POJ-0047	Cancer and Work Health Impact Bond	Implementation			721210.119		Health	138		NL
INDIGO-POJ-0048	The Colour Kitchen	Implementation			814055.016		Employment and training	252		NL
INDIGO-POJ-0049	Positive Health / Rendiz	Implementation			531170.018		Employment and training	50		NL
INDIGO-POJ-0050	Refugee Integration	Implementation			1276230.39		Employment and training	70		NL

INDIGO ID	Impact Bond Name	Stage of Development	Start date of service provision	Total investment commitment - Amount USD - Min	Total investment commitment - Amount USD - Exact	Total investment commitment - Amount USD - Max	Policy sector	Targeted number of unique service users or beneficiaries (total)	Actual number of unique service users or beneficiaries engaged (total)	Country
INDIGO-POJ-0051	Social Hospital Health Impact Bond	Implementation					Health	250		NL
INDIGO-POJ-0052	Werk na Detentie (Work After Prison)	Implementation			1327382.05		Criminal justice	150		NL
INDIGO-POJ-0053	Working in Germany (Werken in Duitsland)	Implementation			1216766.88		Employment and training	138		NL
INDIGO-POJ-0054	Werkplaats Rotterdam-Zuid (WRZ or Workplace Rotterdam South)	Implementation			3327200.34		Employment and training	750		NL
INDIGO-POJ-0055	Auckland South Corrections Facility (ASCF)	Implementation	2015-05		2092086.68		Criminal justice	960		NZ
INDIGO-POJ-0056	Improving Mental Health and Employment Social Bond (Auckland)	Complete	2017-02		1500000		Employment and training	1700		NZ
INDIGO-POJ-0057	ICRC Programme for Humanitarian Impact Investment (PHII)	Implementation	2017-07		19700000		Health	3600		CD, ML, NG
INDIGO-POJ-0058	Finance for Jobs (F4J)	Implementation	2019-11		1800000		Employment and training	1500		PS

INDIGO ID	Impact Bond Name	Stage of Development	Start date of service provision	Total investment commitment - Amount USD - Min	Total investment commitment - Amount USD - Exact	Total investment commitment - Amount USD - Max	Policy sector	Targeted number of unique service users or beneficiaries (total)	Actual number of unique service users or beneficiaries engaged (total)	Country
INDIGO-POJ-0059	Ashaninka Impact Bond (Peru Sustainable Cocoa and Coffee Production DIB)	Complete	2015-02		110000		Agriculture and environment		99	PE
INDIGO-POJ-0060	Projeto Familia (Project Family)	Complete	2017-07		488254.743		Child and family welfare	216	180	PT
INDIGO-POJ-0061	Academia de Codigo Bootcamps (Code Academy Bootcamp)	Complete	2017-01		815305.502		Employment and training	198	174	PT
INDIGO-POJ-0062	Faz-te Forward (Bring Yourself Forward)	Complete	2017-06		437062.348		Employment and training	150	150	PT
INDIGO-POJ-0063	Academia de Codigo Junior (Junior Code Academy)	Complete	2015-02		138633.347		Education		50	PT
INDIGO-POJ-0064	Breaking Bars Farm	Implementation	2019-10		117508.622		Criminal justice	40		PT
INDIGO-POJ-0065	Cuidar de Quem Cuida	Implementation	2019-04		268572.284		Health	240		PT
INDIGO-POJ-0066	Sapie (Alentejo)	Complete	2019-01		69552.5825		Education	12000		PT
INDIGO-POJ-0067	Sapie (Centro)	Implementation	2018-01		260824.545		Education	45000		PT

INDIGO ID	Impact Bond Name	Stage of Development	Start date of service provision	Total investment commitment - Amount USD - Min	Total investment commitment - Amount USD - Exact	Total investment commitment - Amount USD - Max	Policy sector	Targeted number of unique service users or beneficiaries (total)	Actual number of unique service users or beneficiaries engaged (total)	Country
INDIGO-POJ-0068	Sapie (Norte)	Complete	2019-01		321682.465		Education	55000		PT
INDIGO-POJ-0069	Spot Evora	Implementation	2018-08		59018.8909		Education	60		PT
INDIGO-POJ-0070	Aprender e Ensinar Matematica Com a Khan Academy (Centro)	Implementation	2018-02		293153.913		Education	2000		PT
INDIGO-POJ-0071	Aprender e Ensinar Matematica Com a Khan Academy (Norte)	Implementation	2018-02		330167.021		Education	2400		PT
INDIGO-POJ-0072	Programa Integrado de Promocao da Literacia (Integrated Literacy Programme)	Complete	2018-09		319174.162		Education		444	PT
INDIGO-POJ-0073	Early Childhood Development (ECD) Impact Bond Innovation Fund	Complete	2018-01		1039296.05		Child and family welfare	2000	4000	ZA
INDIGO-POJ-0074	Bonds 4 Jobs (South Africa)	Complete	2018-01		8628109.5		Employment and training	6000	2000	ZA

INDIGO ID	Impact Bond Name	Stage of Development	Start date of service provision	Total investment commitment - Amount USD - Min	Total investment commitment - Amount USD - Exact	Total investment commitment - Amount USD - Max	Policy sector	Targeted number of unique service users or beneficiaries (total)	Actual number of unique service users or beneficiaries engaged (total)	Country
INDIGO-POJ-0075	Haebom Project - Gyeonggi Province SIB	Complete			1359112.63		Employment and training		800	KR
INDIGO-POJ-0076	Seoul Welfare Facilities Children Education SIB	Implementation			956539.14		Education			KR
INDIGO-POJ-0077	Norrkoping SIB	Implementation	2016		1167952.55		Education			SE
INDIGO-POJ-0078	Caritas Perspektive (Caritas Perspective)	Implementation	2015-07		2805540.72		Employment and training	120		CH
INDIGO-POJ-0079	Education Improvement Project in the Republic of Sakha (Yakutia)	Implementation	2019-06		926653.469		Education	5000		RU
INDIGO-POJ-0080	ATMAH	Implementation	2020-04		544588.155		Employment and training	25		AE
INDIGO-POJ-0081	Newpin Queensland Social Benefit Bond	Complete	2018-01		4598553.64		Child and family welfare			AU
INDIGO-POJ-0082	Utah High Quality Preschool Program	Implementation	2013-09		7000000		Education			US

INDIGO ID	Impact Bond Name	Stage of Development	Start date of service provision	Total investment commitment - Amount USD - Min	Total investment commitment - Amount USD - Exact	Total investment commitment - Amount USD - Max	Policy sector	Targeted number of unique service users or beneficiaries (total)	Actual number of unique service users or beneficiaries engaged (total)	Country
INDIGO-POJ-0083	NYC Adolescent Behavioral Learning Experience (i.e. ABLE) Project for Incarcerated Youth	Complete	2012-08		7200000		Criminal justice		1255	US
INDIGO-POJ-0084	New York State Increasing Employment and Improving Public Safety	Implementation	2013-12		13500000		Criminal justice	2000		US
INDIGO-POJ-0085	Massachusetts Juvenile Justice PFS Initiative	Implementation	2014-01		18000000		Criminal justice			US
INDIGO-POJ-0086	Chicago Child-Parent Center PFS Initiative	Implementation	2014-12		16900000		Education	2618		US
INDIGO-POJ-0087	The Cuyahoga Partnering for Family Success Program	Implementation	2015-01		3850000		Child and family welfare	135		US
INDIGO-POJ-0088	Massachusetts Chronic Individual Homelessness Pay for Success Initiative	Implementation	2015-12		2500000		Homelessness	800		US
INDIGO-POJ-0089	Santa Clara County Project Welcome Home	Implementation	2015-07		6300000		Homelessness	200		US

INDIGO ID	Impact Bond Name	Stage of Development	Start date of service provision	Total investment commitment - Amount USD - Min	Total investment commitment - Amount USD - Exact	Total investment commitment - Amount USD - Max	Policy sector	Targeted number of unique service users or beneficiaries (total)	Actual number of unique service users or beneficiaries engaged (total)	Country
INDIGO-POJ-0090	South Carolina Nurse-Family Partnership Pay for Success Project	Implementation	2016-04		17500000		Health	3200		US
INDIGO-POJ-0091	Denver Housing to Health Initiative	Implementation	2016-02		8650000		Homelessness	250		US
INDIGO-POJ-0092	Strong Beginnings Pay for Success Project	Implementation	2016-01		8500000		Child and family welfare	1700		US
INDIGO-POJ-0093	Connecticut Family Stability Pay for Success Project	Implementation	2016-01		11200000		Child and family welfare	500		US
INDIGO-POJ-0094	DC Water Environmental Bond	Implementation	2016-10		25000000		Agriculture and environment			US
INDIGO-POJ-0095	Salt Lake County Pay for Success REACH Initiative	Implementation	2017-05		4600000		Criminal justice	228		US
INDIGO-POJ-0096	Salt Lake County Homes Not Jails	Implementation	2017-01		5500000		Homelessness	315		US
INDIGO-POJ-0097	Massachusetts Pathways to Economic Advancement Pay for Success Project	Implementation	2017-06		12430000		Employment and training	2000		US

INDIGO ID	Impact Bond Name	Stage of Development	Start date of service provision	Total investment commitment - Amount USD - Min	Total investment commitment - Amount USD - Exact	Total investment commitment - Amount USD - Max	Policy sector	Targeted number of unique service users or beneficiaries (total)	Actual number of unique service users or beneficiaries engaged (total)	Country
INDIGO-POJ-0098	Illinois Dually Involved Youth Pay for Success Initiative	Implementation	2016-11		16400000		Criminal justice	800		US
INDIGO-POJ-0099	Los Angeles County "Just-in-Reach" Project	Complete	2017-10		10000000		Criminal justice	300	336	US
INDIGO-POJ-0100	Oklahoma Women in Recovery	Implementation	2017-04		9000000		Criminal justice	625		US
INDIGO-POJ-0101	Ventura County Project to Support Re-entry	Implementation	2017-11		2290000		Criminal justice	400		US
INDIGO-POJ-0102	Alameda County Justice Restoration Project	Implementation	2017-09				Criminal justice	179		US
INDIGO-POJ-0103	The Blood Bank of Delmarva Young Blood Sustainability Project	Implementation	2018-08		450000		Health	500		US
INDIGO-POJ-0104	The Veterans Coordinated Approach to Recovery and Employment (Veterans CARE)	Implementation	2018-10		5100000		Employment and training	480		US

INDIGO ID	Impact Bond Name	Stage of Development	Start date of service provision	Total investment commitment - Amount USD - Min	Total investment commitment - Amount USD - Exact	Total investment commitment - Amount USD - Max	Policy sector	Targeted number of unique service users or beneficiaries (total)	Actual number of unique service users or beneficiaries engaged (total)	Country
INDIGO-POJ-0105	Jefferson County Fostering Opportunities Pay for Success Initiative	Implementation	2018-09		790000		Child and family welfare	144		US
INDIGO-POJ-0106	Multi-Systemic Therapy Colorado	Implementation	2019-01		1273719		Child and family welfare	616		US
INDIGO-POJ-0107	Rapid Response for Run Away Youth	Implementation	2019-01		894270		Child and family welfare	840		US
INDIGO-POJ-0108	Oklahoma Intensive Safety Services	Implementation	2019-01		142000		Child and family welfare	140		US
INDIGO-POJ-0109	Entrenched Homelessness Social Impact Bond- ACTION Glos (Gloucestershire)	Implementation	2017-10				Homelessness	126		GB
INDIGO-POJ-0110	Entrenched Homelessness Social Impact Bond- ACTION Lincs (Lincolnshire)	Implementation	2017-09				Homelessness	120		GB
INDIGO-POJ-0111	The Step Down Programme (Birmingham)	Complete	2014-07		1645468.57		Child and family welfare		31	GB
INDIGO-POJ-0112	Bradford Positive and Included	Implementation	2017-11		643519.955		Child and family welfare	13		GB

INDIGO ID	Impact Bond Name	Stage of Development	Start date of service provision	Total investment commitment - Amount USD - Min	Total investment commitment - Amount USD - Exact	Total investment commitment - Amount USD - Max	Policy sector	Targeted number of unique service users or beneficiaries (total)	Actual number of unique service users or beneficiaries engaged (total)	Country
INDIGO-POJ-0113	Improving HIV Treatment SIB (Elton John AIDS Foundation)	Implementation	2017-12		1287039.91		Health	1250		GB
INDIGO-POJ-0114	North West London End of Life Care Integrator	Implementation	2018-09		1867833.34		Health	3700		GB
INDIGO-POJ-0115	End of Life Care Incubator (Waltham Forest)	Implementation	2019-01		765738.234		Health	1700		GB
INDIGO-POJ-0116	Healthier Devon	Implementation	2018-06		1400875.01		Health	3500		GB
INDIGO-POJ-0117	Positive Families Partnership	Implementation	2018-01		6003750.02		Child and family welfare	350		GB
INDIGO-POJ-0118	Mental Health and Employment Partnership (MHEP) Staffordshire, Haringey, and Tower Hamlets	Complete	2016-04		540077.487		Employment and training			GB
INDIGO-POJ-0119	Reconnections Worcestershire	Complete	2015-07		1298611.06		Health		689	GB
INDIGO-POJ-0120	Ways to Wellness	Implementation	2015-07		2520833.24		Health	8500		GB

INDIGO ID	Impact Bond Name	Stage of Development	Start date of service provision	Total investment commitment - Amount USD - Min	Total investment commitment - Amount USD - Exact	Total investment commitment - Amount USD - Max	Policy sector	Targeted number of unique service users or beneficiaries (total)	Actual number of unique service users or beneficiaries engaged (total)	Country
INDIGO-POJ-0121	Care Leavers Social Impact Bond: Reboot West (Bristol)	Complete	2018-10				Child and family welfare	200	241	GB
INDIGO-POJ-0122	I-Aspire (Lewisham)	Complete	2018-10				Child and family welfare	250	264	GB
INDIGO-POJ-0123	Project Apollo	Complete	2018-10				Child and family welfare	100	131	GB
INDIGO-POJ-0124	Mental Health and Employment Partnership (MHEP) North London	Service delivery complete	2017-07				Employment and training	2632		GB
INDIGO-POJ-0125	Mental Health & Employment Partnership Tower Hamlets	Implementation	2016-04		514815.964		Employment and training	2800		GB
INDIGO-POJ-0126	Community Owned Prevention	Implementation	2018-04				Health	2515		GB
INDIGO-POJ-0127	HCT Independent Travel Training SIB (Norfolk)	Implementation			1350193.72		Education	404		GB
INDIGO-POJ-0128	HCT Independent Travel Training SIB (Surrey)	Implementation			791529.545		Education	400		GB
INDIGO-POJ-0129	End of Life Care Integrator (Hillingdon)	Implementation	2018-09		2494891.68		Health	1000		GB

INDIGO ID	Impact Bond Name	Stage of Development	Start date of service provision	Total investment commitment - Amount USD - Min	Total investment commitment - Amount USD - Exact	Total investment commitment - Amount USD - Max	Policy sector	Targeted number of unique service users or beneficiaries (total)	Actual number of unique service users or beneficiaries engaged (total)	Country
INDIGO-POJ-0130	Essex County Council Multi-Systemic Therapy (MST)	Complete	2013-04		4893220.11		Child and family welfare		335	GB
INDIGO-POJ-0131	Ambition	Complete	2015-01		916666.633		Homelessness		409	GB
INDIGO-POJ-0132	Aspire	Complete	2015-01		473611.094		Homelessness		171	GB
INDIGO-POJ-0133	Depaul	Complete	2015-01		947222.187		Homelessness		216	GB
INDIGO-POJ-0134	Fusion	Complete	2015-01		1283333.29		Homelessness		353	GB
INDIGO-POJ-0135	Home Group	Complete	2015-01		748611.083		Homelessness		270	GB
INDIGO-POJ-0136	Local Solutions	Complete	2015-01		840277.747		Homelessness		139	GB
INDIGO-POJ-0137	St Basil's	Complete	2015-01		1573611.05		Homelessness		351	GB
INDIGO-POJ-0138	The Advance Programme	Complete	2012-04		4738984.71		Employment and training		2900	GB
INDIGO-POJ-0139	3SC Capitalise	Complete	2012-11		631864.628		Employment and training		700	GB
INDIGO-POJ-0140	Energise	Complete	2012-11		1421695.41		Employment and training		1778	GB

INDIGO ID	Impact Bond Name	Stage of Development	Start date of service provision	Total investment commitment - Amount USD - Min	Total investment commitment - Amount USD - Exact	Total investment commitment - Amount USD - Max	Policy sector	Targeted number of unique service users or beneficiaries (total)	Actual number of unique service users or beneficiaries engaged (total)	Country
INDIGO-POJ-0141	Links for Life	Complete	2012-04		584474.781		Employment and training		600	GB
INDIGO-POJ-0142	Living Balance	Complete	2012-04				Employment and training		1000	GB
INDIGO-POJ-0143	New Horizons (Career Connect)	Complete	2012-04		2369492.35		Employment and training		4222	GB
INDIGO-POJ-0144	Nottingham Futures	Complete	2012-04		2685424.67		Employment and training		4000	GB
INDIGO-POJ-0145	Prevista	Complete	2012-11				Employment and training		600	GB
INDIGO-POJ-0146	Teens and Toddlers	Complete	2012-11		1263729.26		Employment and training		1317	GB
INDIGO-POJ-0147	Think Forward (Tomorrow's People)	Complete	2012-04		1421695.41		Employment and training		1000	GB
INDIGO-POJ-0148	London Homelessness Social Impact Bond (St Mungo's/Street Impact)	Complete	2012-11		1895593.88		Homelessness			GB
INDIGO-POJ-0149	London Homelessness Social Impact Bond (Thames Reach)	Complete	2012-11		1895593.88		Homelessness			GB

INDIGO ID	Impact Bond Name	Stage of Development	Start date of service provision	Total investment commitment - Amount USD - Min	Total investment commitment - Amount USD - Exact	Total investment commitment - Amount USD - Max	Policy sector	Targeted number of unique service users or beneficiaries (total)	Actual number of unique service users or beneficiaries engaged (total)	Country
INDIGO-POJ-0150	Manchester Multi-dimensional Treatment Foster Care-Adolescents (MTFC-A)	Complete	2014		1974562.28		Child and family welfare			GB
INDIGO-POJ-0151	Mayday Inspire	Complete	2017-06		228549.973		Homelessness	360	262	GB
INDIGO-POJ-0152	Entrenched Rough Sleepers Social Impact Bond- Pan-London	Implementation	2017-10		321759.978		Homelessness	320		GB
INDIGO-POJ-0153	HMP Peterborough (The One Service)	Complete	2010-09		7725833.7		Criminal justice		1802	GB
INDIGO-POJ-0154	Entrenched Rough Sleeping Social Impact Bond- Greater Manchester	Complete	2017-12		2316671.84		Homelessness	300	406	GB
INDIGO-POJ-0155	Entrenched Rough Sleeping Social Impact Bond- Newcastle and Gateshead	Implementation	2017-12		514815.964		Homelessness	185		GB
INDIGO-POJ-0156	"It's All About Me" National Adoption Scheme SOF	Implementation	2013		3126658.22		Child and family welfare	198		GB

INDIGO ID	Impact Bond Name	Stage of Development	Start date of service provision	Total investment commitment - Amount USD - Min	Total investment commitment - Amount USD - Exact	Total investment commitment - Amount USD - Max	Policy sector	Targeted number of unique service users or beneficiaries (total)	Actual number of unique service users or beneficiaries engaged (total)	Country
INDIGO-POJ-0157	Single Homelessness Prevention Project (SHPS) Brent	Implementation	2017-09		1801855.88		Homelessness	1600		GB
INDIGO-POJ-0158	Entrenched Rough Sleepers Social Impact Bond- Street Impact Brighton	Implementation	2018-03		213466.667		Homelessness	100		GB
INDIGO-POJ-0159	Entrenched Rough Sleeping Social Impact Bond- Street Impact Bristol	Implementation	2017-11		347500.776		Homelessness	125		GB
INDIGO-POJ-0160	HCT Travel Training (Lambeth)	Implementation	2017-02		567081.361		Education	200		GB
INDIGO-POJ-0161	Turning the Tide (North Somerset)	Implementation	2017-01				Child and family welfare	240		GB
INDIGO-POJ-0162	West London Zone	Implementation	2016-09		908740		Education	905		GB
INDIGO-POJ-0163	Futureshapers Sheffield	Complete	2012-04		1718749.94		Employment and training			GB
INDIGO-POJ-0164	Prevista	Complete	2015-04				Employment and training			GB
INDIGO-POJ-0165	Teens and Toddlers	Complete	2012-04		2520833.24		Employment and training			GB

INDIGO ID	Impact Bond Name	Stage of Development	Start date of service provision	Total investment commitment - Amount USD - Min	Total investment commitment - Amount USD - Exact	Total investment commitment - Amount USD - Max	Policy sector	Targeted number of unique service users or beneficiaries (total)	Actual number of unique service users or beneficiaries engaged (total)	Country
INDIGO-POJ-0166	Unlocking Potential (Career Connect)	Complete	2012-04		1711111.05		Employment and training			GB
INDIGO-POJ-0167	Cornwall Frequent Attenders Project	Implementation	2018-11		543005.835		Health	705		GB
INDIGO-POJ-0168	Big Picture Learning in Doncaster	Implementation	2019-01		982500		Education	220		GB
INDIGO-POJ-0169	DFN-MoveForward	Implementation	2018-09		600375.002		Employment and training	358		GB
INDIGO-POJ-0170	Enhanced Dementia Care Service	Implementation	2019-09		440299.485		Health	300		GB
INDIGO-POJ-0171	Fostering Better Outcomes	Implementation	2018-06				Child and family welfare	30		GB
INDIGO-POJ-0172	FutureImpact	Implementation	2018-08		635562.734		Employment and training	1000		GB
INDIGO-POJ-0173	Integrated Family Support Service (IFSS)	Implementation	2018-04				Child and family welfare	6233		GB
INDIGO-POJ-0174	ParentChild+	Implementation	2019-06		127623.039		Education	198		GB
INDIGO-POJ-0175	Kirklees Integrated Support Services	Implementation	2019-09	4428025.55		7499091.48	Homelessness	6300		GB

INDIGO ID	Impact Bond Name	Stage of Development	Start date of service provision	Total investment commitment - Amount USD - Min	Total investment commitment - Amount USD - Exact	Total investment commitment - Amount USD - Max	Policy sector	Targeted number of unique service users or beneficiaries (total)	Actual number of unique service users or beneficiaries engaged (total)	Country
INDIGO-POJ-0176	Mental Health and Employment Social Impact Bond (Haringey & Barnet)	Implementation	2019-05		289704.299		Employment and training	985		GB
INDIGO-POJ-0177	Forward Outcomes Partnerships	Implementation	2020-02	1126557.87		2217784.25	Child and family welfare	200		GB
INDIGO-POJ-0178	Stronger Families Norfolk	Implementation	2019-02	1254109.49		3352492.6	Child and family welfare	400		GB
INDIGO-POJ-0179	Opening Doors	Complete	2019-11		599828.283		Homelessness	194	31	GB
INDIGO-POJ-0180	Reducing the prevalence of mothers experiencing recurrent care proceedings	Implementation	2019-04	758180.398		1151023.26	Child and family welfare	48		GB
INDIGO-POJ-0181	Promoting Independence	Implementation	2019-11		925267.033		Homelessness	113		GB
INDIGO-POJ-0182	Single Homeless Prevention Service (SHPS)	Implementation	2019-07	841164.726		3008802.48	Homelessness	8937		GB
INDIGO-POJ-0183	Stronger Families Suffolk	Implementation	2019-01	1102490.77		2234995.92	Child and family welfare	288		GB

INDIGO ID	Impact Bond Name	Stage of Development	Start date of service provision	Total investment commitment - Amount USD - Min	Total investment commitment - Amount USD - Exact	Total investment commitment - Amount USD - Max	Policy sector	Targeted number of unique service users or beneficiaries (total)	Actual number of unique service users or beneficiaries engaged (total)	Country
INDIGO-POJ-0184	West London Zone, placed-based support for children and young people: scale-up	Implementation	2019-08	1525095.32		2316358.16	Education	2240		GB
INDIGO-POJ-0187	Staffordshire Children's Services ADS	Complete	2019-03				Child and family welfare		360	GB
INDIGO-POJ-0188	MHEP Enfield	Implementation	2020-04		156328		Employment and training	674		GB
INDIGO-POJ-0189	MHEP Shropshire	Implementation	2020-04		253103.31		Employment and training	582		GB
INDIGO-POJ-0190	IPS employment support for people with drug and alcohol addictions	Implementation	2019-01		533666.669		Employment and training	2074		GB
INDIGO-POJ-0191	Reseau Ecohabitat	Implementation	2018-01		2710400.5		Homelessness	200		FR
INDIGO-POJ-0192	MHEP Tower Hamlets Learning Disabilities	Implementation	2020-07		406950.415		Employment and training	411		GB
INDIGO-POJ-0193	MHEP Tower Hamlets Mental Health	Implementation	2020-04		372210.75		Employment and training	3644		GB

INDIGO ID	Impact Bond Name	Stage of Development	Start date of service provision	Total investment commitment - Amount USD - Min	Total investment commitment - Amount USD - Exact	Total investment commitment - Amount USD - Max	Policy sector	Targeted number of unique service users or beneficiaries (total)	Actual number of unique service users or beneficiaries engaged (total)	Country
INDIGO-POJ-0194	Pyramid Project - Step down from Residential Care Provision	Implementation	2020-04		1148347.07		Child and family welfare	92		GB
INDIGO-POJ-0195	The Skill Mill	Implementation	2020-08		1321900		Criminal justice	252		GB
INDIGO-POJ-0196	Apprentis d'auteuil - Gironde (France)	Implementation	2019-07		3025713.37		Child and family welfare	68		FR
INDIGO-POJ-0197	In their hands	Complete	2020-09		6203512.5		Health	193000	362092	KE
INDIGO-POJ-0198	Chances	Implementation	2020-09		1544674.61		Health	6720		GB
INDIGO-POJ-0199	Gloucestershire Positive Behaviour Support	Implementation	2020-10		186105.375		Child and family welfare	10		GB
INDIGO-POJ-0200	Norfolk Carers Partnership	Implementation	2020-09	1636999.01		3879959.6	Child and family welfare	7285		GB
INDIGO-POJ-0201	DN2 Children Services Social Impact Bond	Implementation	2020-10		1097812.03		Child and family welfare	423		GB
INDIGO-POJ-0202	Living Learning (Victoria)	Implementation	2020				Education	144		AU
INDIGO-POJ-0203	Finland Children Welfare SIB	Implementation	2019-01		5731000		Child and family welfare	400		FI

INDIGO ID	Impact Bond Name	Stage of Development	Start date of service provision	Total investment commitment - Amount USD - Min	Total investment commitment - Amount USD - Exact	Total investment commitment - Amount USD - Max	Policy sector	Targeted number of unique service users or beneficiaries (total)	Actual number of unique service users or beneficiaries engaged (total)	Country
INDIGO-POJ-0204	Fonciere Chenelet SIB	Implementation			3921050		Homelessness	60		FR
INDIGO-POJ-0205	Finland Children's Welfare SIB II	Implementation	2021-05				Child and family welfare			FI
INDIGO-POJ-0206	Gamezone Lisboa	Implementation	2020-03		280240.909		Education	32		PT
INDIGO-POJ-0207	TOP - Transforma O teu potencial (Transform your potential)	Implementation	2020-09		64727.7979		Criminal justice	18		PT
INDIGO-POJ-0209	UBBU: Learn to code	Implementation	2019-12		1152808.99		Education	1350		PT
INDIGO-POJ-0210	Solidarite nouvelles face au chomage CIS (New solidarity in the face of unemployment - Social Impact Bond)	Implementation	2020-01		514032.06		Employment and training	250		FR
INDIGO-POJ-0211	CREO - Creemos con empleo y oportunidades (We grow with employment and opportunities)	Implementation	2021-04		392393		Employment and training	346		CO

INDIGO ID	Impact Bond Name	Stage of Development	Start date of service provision	Total investment commitment - Amount USD - Min	Total investment commitment - Amount USD - Exact	Total investment commitment - Amount USD - Max	Policy sector	Targeted number of unique service users or beneficiaries (total)	Actual number of unique service users or beneficiaries engaged (total)	Country
INDIGO-POJ-0212	Sociaal Hospitaal Almelo (Social Hospital Almelo)	Implementation	2018		2124680.07		Child and family welfare			NL
INDIGO-POJ-0213	Municipality of Haarlem SIB	Implementation	2020		246958.83		Employment and training	24		NL
INDIGO-POJ-0214	Joining forces SIB	Implementation	2019		18714597.5		Employment and training	1500		NL
INDIGO-POJ-0215	Refugees team SIB	Implementation	2019-07		225763.043		Employment and training	250		NL
INDIGO-POJ-0216	Ctalents SIB	Implementation	2019-07		224127		Employment and training	53		NL
INDIGO-POJ-0217	Sarban de Toekomst (Sarban the Future) SIB	Implementation	2019-07		224127		Employment and training	30		NL
INDIGO-POJ-0218	Sticking Together SIB	Implementation	2019-04		5000000		Employment and training	870		AU
INDIGO-POJ-0219	Side by side	Implementation	2021-01		5000000		Education	300		AU
INDIGO-POJ-0220	Newpin SA Social Impact Bond	Implementation	2021-07		6500000		Child and family welfare	224		AU
INDIGO-POJ-0221	Foyer Central SIB	Implementation	2020-03		7000000		Homelessness	272		AU

INDIGO ID	Impact Bond Name	Stage of Development	Start date of service provision	Total investment commitment - Amount USD - Min	Total investment commitment - Amount USD - Exact	Total investment commitment - Amount USD - Max	Policy sector	Targeted number of unique service users or beneficiaries (total)	Actual number of unique service users or beneficiaries engaged (total)	Country
INDIGO-POJ-0222	IOD - Interventions sur les Offres et les Demandes (Intervention on supply and demand)	Implementation	2018-04		2596831.2		Employment and training	750		BE
INDIGO-POJ-0223	The Refugee Impact Bond	Implementation	2022-01		9825000		Employment and training	4380		JO
INDIGO-POJ-0224	Creating conditions for low-income families with children to overcome a difficult life situation - Russia	Implementation	2021-02	126457			Poverty reduction	2367		RU
INDIGO-POJ-0225	Increasing the number of citizens involved in assessing their health status and creating conditions for additional supply of medicines	Implementation	2021-02	478454.42			Health	9452		RU

INDIGO ID	Impact Bond Name	Stage of Development	Start date of service provision	Total investment commitment - Amount USD - Min	Total investment commitment - Amount USD - Exact	Total investment commitment - Amount USD - Max	Policy sector	Targeted number of unique service users or beneficiaries (total)	Actual number of unique service users or beneficiaries engaged (total)	Country
INDIGO-POJ-0226	Supporting independent living for disabled people in the Republic of Sakha (Yakutia)	Implementation	2021-04	908819.081			Health	30		RU
INDIGO-POJ-0227	Residential care for disabled people	Implementation	2021-07	401152.861			Health	24		RU
INDIGO-POJ-0228	Provision of a social prescribing framework and offer at scale across Northamptonshire	Implementation	2021-07	1510363.73		2542331.7	Health	8294		GB
INDIGO-POJ-0229	Skill India Impact Bond	Implementation	2021-10		4000000		Employment and training	50000		IN
INDIGO-POJ-0231	Menstrual health and hygiene Impact Bond - Ethiopia	Contracted					Health			ET
INDIGO-POJ-0232	Online healthcare consulting service for pregnant and postpartum women	Implementation	2020-04				Health	700		JP

INDIGO ID	Impact Bond Name	Stage of Development	Start date of service provision	Total investment commitment - Amount USD - Min	Total investment commitment - Amount USD - Exact	Total investment commitment - Amount USD - Max	Policy sector	Targeted number of unique service users or beneficiaries (total)	Actual number of unique service users or beneficiaries engaged (total)	Country
INDIGO-POJ-0233	Support for Foster Family Registration	Complete	2021-08				Child and family welfare	7		JP
INDIGO-POJ-0234	Supporting self-reliance among the elderly in need of care/support and preventing escalation	Implementation	2020-08				Health	3122		JP
INDIGO-POJ-0235	Large-scale healthcare project in collaboration with enclave municipalities	Implementation	2018-04				Health	45900		JP
INDIGO-POJ-0236	Smoking Cessation Support Project for Smokers Living and Working in Toyonaka City	Implementation	2020-07				Health	900		JP
INDIGO-POJ-0237	Social Impact Bond Project in Saijo city	Complete	2018-04				Employment and training			JP
INDIGO-POJ-0238	Higashiomi City SIB Project	Complete	2016-05				Employment and training	19		JP

INDIGO ID	Impact Bond Name	Stage of Development	Start date of service provision	Total investment commitment - Amount USD - Min	Total investment commitment - Amount USD - Exact	Total investment commitment - Amount USD - Max	Policy sector	Targeted number of unique service users or beneficiaries (total)	Actual number of unique service users or beneficiaries engaged (total)	Country
INDIGO-POJ-0239	Outreach support project for socially reclusive young people to help them take the next step towards employment	Complete	2018-11				Employment and training	45		JP
INDIGO-POJ-0240	Support for Self-reliance of Persons Requiring Support	Complete	2021-08				Health	50		JP
INDIGO-POJ-0241	Self-reliance support through the free school program: Providing counselling and school guidance for children who play truant	Complete	2018-09				Education	32		JP
INDIGO-POJ-0242	SIB Project on Optimized Medication	Complete	2018-08				Health	337		JP
INDIGO-POJ-0243	VORTIS' SIB Program in Mima City	Implementation	2019-07				Health	1800		JP
INDIGO-POJ-0244	Lifelong Work Support Project in Okayama City	Implementation	2019-08				Employment and training			JP

INDIGO ID	Impact Bond Name	Stage of Development	Start date of service provision	Total investment commitment - Amount USD - Min	Total investment commitment - Amount USD - Exact	Total investment commitment - Amount USD - Max	Policy sector	Targeted number of unique service users or beneficiaries (total)	Actual number of unique service users or beneficiaries engaged (total)	Country
INDIGO-POJ-0245	Health Point Project Utilizing SIB	Implementation	2019-04		238510.2		Health	15000		JP
INDIGO-POJ-0246	Quit Smoking With Your Manitoba Pharmacist	Implementation			1492537.31		Health	4500		CA
INDIGO-POJ-0247	Wildlife Conservation Bond	Implementation			150000000		Agriculture and environment			ZA
INDIGO-POJ-0248	Escola Digital MUDA - EUSOUDIGITAL LISBOA	Implementation	2021-10		2058823.53		Education	250000		PT
INDIGO-POJ-0249	Escola Digital MUDA - EUSOUDIGITAL ALGARVE	Implementation	2021-07		426366.306		Education	50000		PT
INDIGO-POJ-0250	Digital Literacy Schools for the Future - ALENTEJO	Implementation	2021-04		214519		Education	500		PT
INDIGO-POJ-0251	Digital Literacy Schools for the Future - CENTER	Implementation	2021-01		214519		Education	500		PT
INDIGO-POJ-0252	Digital School MUDA - I am digital (Alentejo)	Implementation	2020-11		428848.33		Education	50000		PT
INDIGO-POJ-0253	Digital School MUDA - I am digital CENTER	Implementation	2020-11		1616382.95		Education	220000		PT

INDIGO ID	Impact Bond Name	Stage of Development	Start date of service provision	Total investment commitment - Amount USD - Min	Total investment commitment - Amount USD - Exact	Total investment commitment - Amount USD - Max	Policy sector	Targeted number of unique service users or beneficiaries (total)	Actual number of unique service users or beneficiaries engaged (total)	Country
INDIGO-POJ-0254	Digital School MUDA - I am digital NORTH	Implementation	2020-11	3139081.98			Education	430000		PT
INDIGO-POJ-0259	Start from the Beginning - Chinese Supporting Scheme for Non-Chinese Speaking Students (NCS) in Kindergarten	Implementation	2020				Education	1444		HK
INDIGO-POJ-0260	Public Education & Business Coalition	Implementation		1400000			Education	335		US
INDIGO-POJ-0261	Reducing homelessness - Denmark	Implementation	2022-01		572337.043		Homelessness	20		DK
INDIGO-POJ-0262	Family counselling for Vulnerable Families with a Non-Danish Ethnic Background	Implementation	2022-01		763116.057		Child and family welfare	25		DK
INDIGO-POJ-0263	Reducing Youth Homelessness - Roskilde, Denmark	Implementation	2022-01		635930.048		Homelessness	28		DK

INDIGO ID	Impact Bond Name	Stage of Development	Start date of service provision	Total investment commitment - Amount USD - Min	Total investment commitment - Amount USD - Exact	Total investment commitment - Amount USD - Max	Policy sector	Targeted number of unique service users or beneficiaries (total)	Actual number of unique service users or beneficiaries engaged (total)	Country
INDIGO-POJ-0264	Reducing Homelessness Among Less Vulnerable Young People - Denmark	Implementation	2021-12		1107739		Homelessness	45		DK
INDIGO-POJ-0265	Reducing Homelessness among the Most Vulnerable Young People - Denmark	Implementation	2021-12		2412746.59		Homelessness	36		DK
INDIGO-POJ-0266	Prevention of Late-Stage Complications from Type-2 Diabetes - Denmark	Implementation	2022-02		2018209.41		Health	450		DK
INDIGO-POJ-0267	Treatment of Stress SIB - Denmark	Implementation	2022-01		158982.512		Health	70		DK
INDIGO-POJ-0268	Treatment of Families Affected by Violence - Denmark	Implementation	2021-09		747217.806		Child and family welfare	25		DK
INDIGO-POJ-0269	Specialized help for children and young people from families with drug or alcohol abuse - Denmark	Implementation	2021-08		508744.038		Child and family welfare	120		DK

INDIGO ID	Impact Bond Name	Stage of Development	Start date of service provision	Total investment commitment - Amount USD - Min	Total investment commitment - Amount USD - Exact	Total investment commitment - Amount USD - Max	Policy sector	Targeted number of unique service users or beneficiaries (total)	Actual number of unique service users or beneficiaries engaged (total)	Country
INDIGO-POJ-0270	A Better Education for Vulnerable Children and Children Placed in Care - Denmark	Implementation	2022-05		2925278.22		Education	80		DK
INDIGO-POJ-0271	Plymouth Refugee Opportunities	Implementation	2021-11				Employment and training			GB
INDIGO-POJ-0272	COMPASS Social Impact Bond	Implementation	2018-10			10676691.7	Child and family welfare	202		AU
INDIGO-POJ-0273	The Deshkan Ziibi Conservation Impact Bond	Implementation	2020-03		97744.3609		Agriculture and environment			CA
INDIGO-POJ-0274	EducAid - Sierra Leone Education Innovation Fund	Implementation	2022-09				Education	26866		SL
INDIGO-POJ-0275	Street Child - Sierra Leone Education Innovation Fund	Implementation	2022-09				Education	25626		SL
INDIGO-POJ-0276	Rising Academy Network - Sierra Leone Education Innovation Fund	Implementation	2022-09				Education	27280		SL
INDIGO-POJ-0280	Her Heart Her Way	Implementation	2022-10		444000		Health			CA

INDIGO ID	Impact Bond Name	Stage of Development	Start date of service provision	Total investment commitment - Amount USD - Min	Total investment commitment - Amount USD - Exact	Total investment commitment - Amount USD - Max	Policy sector	Targeted number of unique service users or beneficiaries (total)	Actual number of unique service users or beneficiaries engaged (total)	Country
INDIGO-POJ-0281	Restoring The Sacred Bond	Implementation	2019-09	740000			Child and family welfare	200		CA
INDIGO-POJ-0282	Refugee Integration Support and Employment (RISE) - North East	Implementation	2021-11				Employment and training			GB
INDIGO-POJ-0283	Refugee Transitions West Midlands	Implementation	2021-09				Employment and training			GB
INDIGO-POJ-0284	Greater Manchester Refugee Integration Partnership	Implementation	2021-09				Employment and training			GB
INDIGO-POJ-0285	Stevig Staan (Standing Strong) - Limburg, Netherlands	Implementation	2023-01		1530000		Health	2500		NL
INDIGO-POJ-0286	Ministry of Justice - Japan SIB Pilot	Implementation	2021-08				Criminal justice	80		JP
INDIGO-POJ-0287	Reduction in Reoffending in South Auckland - New Zealand	Implementation	2017-09		4255319.15		Criminal justice	1000		NZ
INDIGO-POJ-0288	Imagine Social Outcomes-Based Contract (SOBC)	Implementation			4673532.81		Health	46254		ZA

INDIGO ID	Impact Bond Name	Stage of Development	Start date of service provision	Total investment commitment - Amount USD - Min	Total investment commitment - Amount USD - Exact	Total investment commitment - Amount USD - Max	Policy sector	Targeted number of unique service users or beneficiaries (total)	Actual number of unique service users or beneficiaries engaged (total)	Country
INDIGO-POJ-0289	Promocion de habilidades de lectoescritura en Chile - Promoting literacy skills in Chile	Implementation	2023-03	412500			Education	3000		CL
INDIGO-POJ-0290	Promocion de la Retencion y Asistencia Escolar - Promoting retention and school attendance in Chile	Implementation	2023-03		250000		Education	5500		CL
INDIGO-POJ-0291	Mine Fields to Rice Fields DIB	Implementation	2023-04		410000		Agriculture and environment			KH
INDIGO-POJ-0295	YMCA Alternative Suspension Programme	Implementation	2021-09		2560867.66		Education	1600		CA
INDIGO-POJ-0299	End of Life Care Integrator - Somerset	Implementation	2021-04				Health	3848		GB
INDIGO-POJ-0300	End of Life Care Integrator-Bradford	Implementation	2022-06				Health	3220		GB